



2021
LOCKS FOR GATES AND DOORS

WE GENERATE EXCITEMENT.

Since the foundation of the company in 1890 until today the goal has remained the same: the highest quality in products and services. Nevertheless, the circumstances, tasks and challenges have changed, of course. By focussing on our core areas of expertise, we have long set new standards for innovative clamping technology - driven by our own development, the greatest possible flexibility and passion for individual solutions.

All this is only possible with committed and contented employees. Respectful interaction with others, personal development and measures for the wellbeing of each individual are therefore values that matter to us.



Company Management:
Wolfgang Balle, Johannes Maier (CEO), Jürgen Förster

OUR COMPANY HISTORY

- 1890 Company founded as a lock manufacturer by Andreas Maier.
- 1920 Product range extended to include spanners.
- 1928 Production line assembly of FELLBACH LOCKS.
- 1951 Introduces clamping elements and diversifies into workpiece and tool clamping technology.
- 1965 Toggle clamps extend the AMF product range, AMF catalogues are now printed in ten languages.
- 1975 Further specialisation into hydraulic clamping technology.
- 1982 Clamping and fixture systems round off AMF's clamping expertise.
- 1996 AMF team organisation in all sectors of the business, Quality management with certification to ISO 9001.
- 2001 AMF Service Guarantee for all products.
- 2004 Introduction of the ZPS zero-point clamping system.
- 2007 The magnetic clamping technology extends the AMF product range.
- 2009 Development and marketing of AMF Vacuum clamping technology.
- 2012 LOW-COST AUTOMATION gripping, clamping, marking and cleaning.
- 2014 AMF presents the most extensive product range of automation solution in zero-point clamping technology.
- 2017 Wireless sensing systems extend the expertise into Industry 4.0 and blends seamlessly into the AMF product range.

PLEDGES THAT COUNT IN EVERYDAY LIFE

For this reason, we have a few principles that we follow by conviction and which always apply..

INDIVIDUAL DEVELOPMENT

Even if the product you need does not even exist yet, we will find the right solution with you: from special designs to new developments, everything is possible.

WARRANTY

If, despite our high quality standard, there is a complaint, this is dealt with quickly and unbureaucratically, even beyond the warranty period.

HIGHEST QUALITY STANDARDS

Careful manufacturing based on tradition since 1890, and naturally with a modern quality management system according to ISO 9001 for many years.

SHORT DELIVERY TIME

With over 5,000 articles in our warehouse, you can expect your order to be dispatched on the same day.

COMPETENT SERVICE FROM EXPERTS

Your local retail partner or the specialists in our team will find the right solution for every task.

MADE IN GERMANY

Our entire product range is developed and manufactured exclusively by our employees in Germany.

CASED LOCK RANGE IN STAINLESS STEEL		10 - 19
LOCK CASES		20 - 41
STRIKING BOXES AND SLIDING BOLTS		42 - 50
FURNITURE FOR CASED LOCKS, DOOR HINGES AND ACCESSORIES		51 - 77
TUBE-FRAME LOCKS		78 - 81
WROUGHT-IRON GATE LOCKS		82
CASE LOCKS AND SHUTTER FITTINGS		83 - 89
GARAGE DOOR LOCKS AND FITTINGS		90 - 94
KEYS AND LOCK SPRINGS		95 - 100
LOCK CASE INSTALLATION		101

**ELECTRIC
DOOR-OPENER**

No. 148, page 48



Z IKON ROUND CYLINDER

No. 536, page 94



SELF-LOCKING LOCK CASE

No. 140PS, page 35



LOCK CASE, V2A

No. 140IG, page 14

NEW!



ESPAGNOLETTE, RAIL-GUIDED

No. 151NI, page 49



LOCK CASE, BARE-METAL

No. 140P, page 32



NEW!

**LATCH HEAD,
PLASTIC**

No. 142U-FF30, page 66





CONVENIENT ORDERING – IN OUR ONLINE SHOP

- + Over 6000 products can be ordered online
- + Order tracking online
- + Easy download of CAD data
- + Online inquiry of availability
- + Management of different shopping carts



LOG IN NOW AT
SHOP.AMF.DE



DESIGN COMPANY AMF - FOR A SOPHISTICATED APPEARANCE

A cased lock is, first and foremost, an object that should fulfil its purpose reliably, day by day, for many years.

Our development department combines this function with an individual design that is completely tailor-made to the location of your AMF cased lock. Making your door concept a real eye-catcher.

See the individual fittings for yourself - designed & made by AMF.

Our development department is there to help you:

Steffen Kommode | Product design Locks | kommode@amf.de



EXPERTS SINCE 1890

Almost every day we receive enquiries on the subjects of products, orders and shipping.

Questions about any topic you could imagine. We take your questions seriously, and are glad to answer them for you. Quality, reliability and speed have always been our top priorities.

Here we would like to present some of the questions that we receive most often. Perhaps one or more of them is just what you were thinking of asking.



? HOW LONG DO I HAVE TO WAIT FOR MY DELIVERY?

! Every order that we receive before 4:30 p.m. CET is shipped here at AMF on the very same day.

? CAN YOU SHIP DIRECTLY TO MY CUSTOMERS?

! Of course. For a fee of five euros we will send the goods exactly according to your wishes.

? ARE THE PRODUCTS THAT I WANT TO ORDER ACTUALLY AVAILABLE?

! Our capacities guarantee an availability of 98%. If you want to be absolutely sure, simply give us a call. You can reach us between 7:30 a.m. and 4:30 p.m. CET at +49 711/5766-0.

? CAN YOU GUARANTEE ME CONSISTENT QUALITY?

! Yes. And it is certified, too. Because AMF is a DIN EN ISO 9001-certified company. Our work processes are inspected annually.

? WHAT FITTINGS ARE SUITABLE FOR WHICH LOCKS?

! For our lock case product range there are fittings in stainless steel, aluminium and forged steel. These are suitable for all lock cases with profile cylinder bores. There are also fittings for all tube-frame locks and suitable fittings for garage door locks.

? WHY DO AMF LOCK CASES NOT HAVE ANY ZINC DRAIN HOLES?

! The locksmith creates the zinc drain holes for the entire gate after the gate has been completely welded together. The size and position of the holes are determined by his knowledge and experience and the position of the lock case.

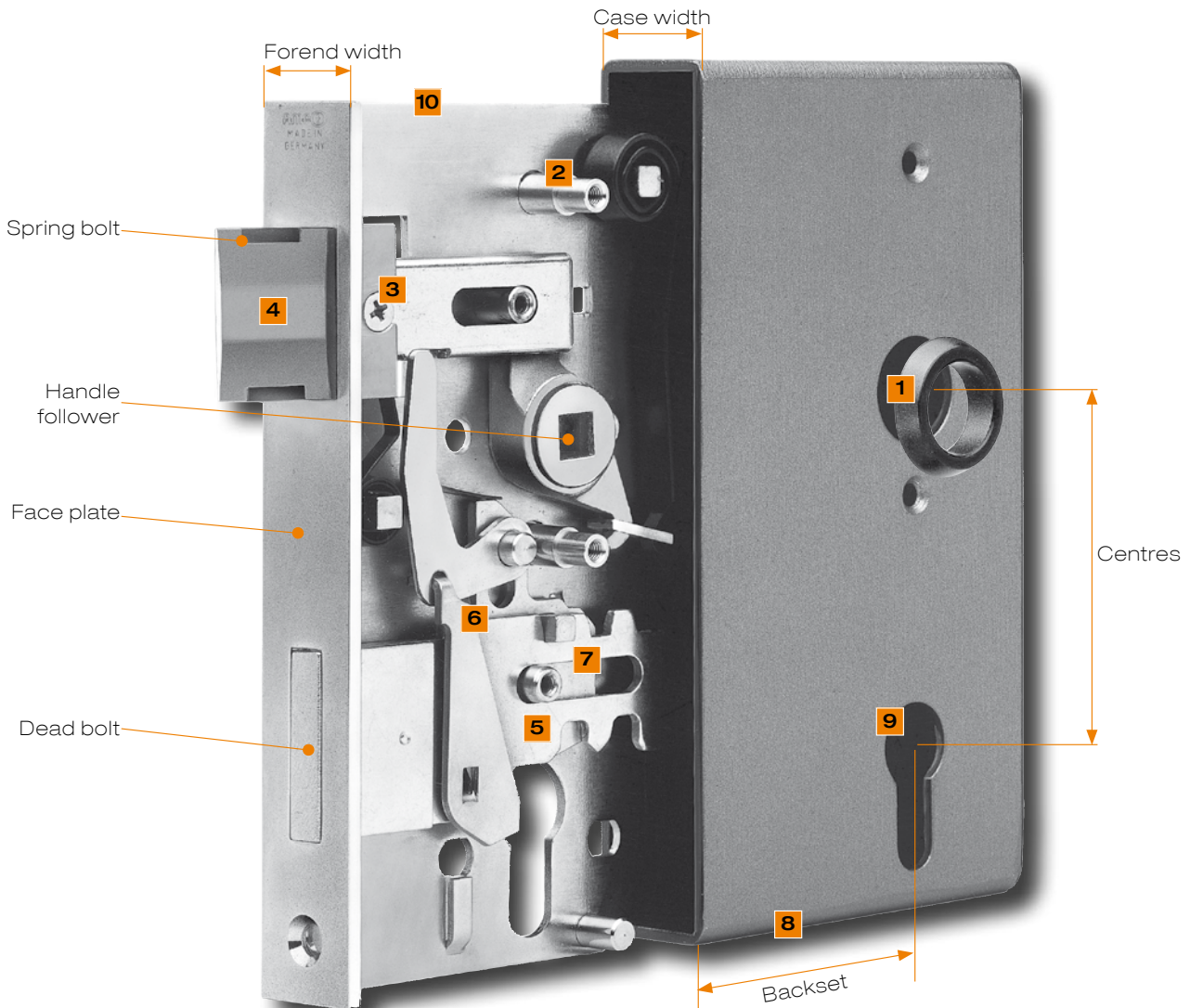
? WHAT IS THE DIFFERENCE BETWEEN A PZ LOCK AND A RZ LOCK?

! AMF locks are used far beyond the borders of Germany. PZ stands for the profile cylinders used in Germany, RZ for the Swiss round cylinder.

? WHY DO AMF LOCK CASES HAVE MOVABLE SOLID SLEEVES?

! The forces that arise when the lock is screwed tight in the lock case must not have any effect on the internal parts of the lock. This keeps the lock from being distorted and ensures free movement.

Ten reasons to specify AMF lock case no. 140


1 LEVER ROSES

included, 18 mm for light-alloy fittings.

2 SOLID SLEEVES

continuous, for easy installation without distorting the lock.

3 SPRING BOLT LENGTH

3 mm, projecting, convertible to 8 mm with long spring bolt. Right/left conversion with rugged Philips screw.

4 SPRING BOLT THICKNESS

15.5 mm, steep bolt chamfers enable soft insertion with a long spring bolt travel of 12 mm.

5 DEAD BOLT

2 rotations = 2 x pre-locking of the dead bolt is possible.

6 NIGHT LATCH FUNCTION

2-part design for easy spring bolt actuation.

7 PERMANENTLY LUBRICATED

Installation for long functional capability.

8 EDGE RADII

with neat, even workmanship, made in Germany.

9 CYLINDER

Optionally prepared for profile cylinder (PZ), Swiss round cylinder (RZ) or bit key adapter set.

10 CORROSION PROTECTION

As standard. All parts including springs fully galvanized. Choice of brass or die-cast zinc spring bolt and dead bolt.

ELEGANT LOCK CASES - ELEGANT QUALITY

- > Sophisticated visual design
- > Flawless workmanship
- > Extremely tough

STAINLESS STEEL - THE EMOTIONAL MATERIAL!

Elegant but not extravagant, understated but not just ordinary steel - it embodies the distinctive personality of its owner.

No finishing treatment, e.g. painting or galvanizing, is needed either before or after installation. This saves time and additional costs.

The price/performance ratio speaks in favour of an unlimited range of possible applications.



No. 140CNIG

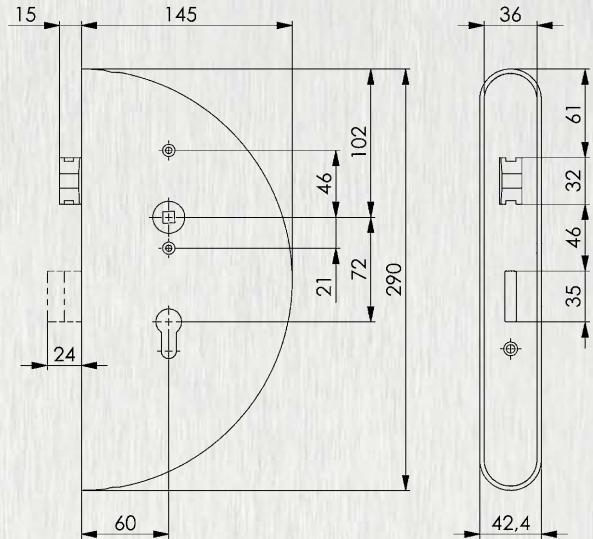
Lock case, V2A

Stainless steel, **polished**, mesh 240. With zinc-plated lock no. 142CNIG, with stainless steel fore-end, polished. Brass spring bolt and bolt. Can be used for left or right closing by turning the spring bolt. Prepared for profile cylinder (PZ) or bit key adapter set. With night latch function. Incl. handle rosette set no. 494.

- backset 60 mm
- rotation 2 turn
- follower 8 mm
- centres 72 mm
- spring-bolt projection 3 mm



Order no.	Case depth [mm]	Closure	Dimension [mm]	Material thickness [mm]	Weight [g]
14530	42,4	PZW	42,4 x 145 x 290	3,0	3000



Recommendations



No. 140CNIG-A42, page 73



No. 419, page 55

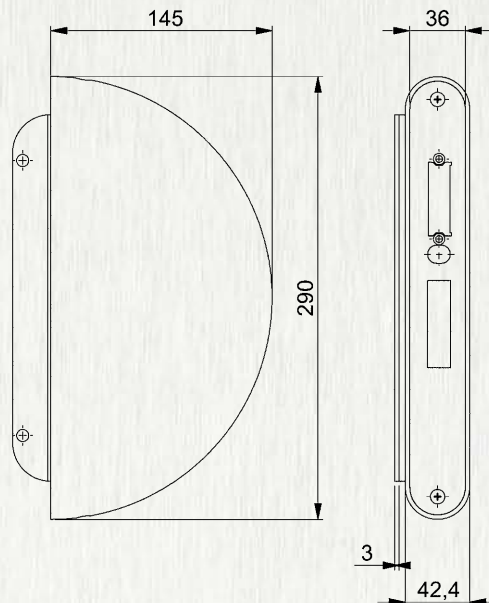
No. 144CNIG

Striking box, V2A

Stainless steel, **polished**, mesh 240. For screwing on (see no. 140CNIG-A42) or welding on. Can be used on left or right. Prepared for electric door opener. Incl. striking plate, stainless steel.



Order no.	Case depth [mm]	Dimension [mm]	Material thickness [mm]	Weight [g]
14571	42,4	42,4 x 145 x 290	3,0	2500



Recommendations



No. 148, page 48



No. 149ANI, page 73



No. 151NI, page 49

No. 141ENIG

Lock case, V2A

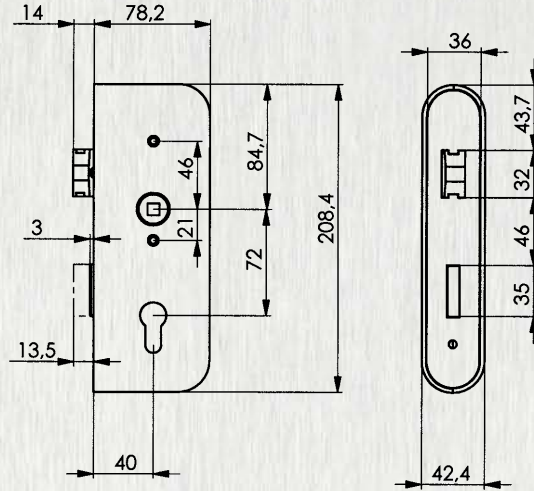
Stainless steel, **polished**, mesh 240. With zinc-plated lock no. 143ENIG, with stainless steel fore-end, polished. Spring bolt and bolt nickel-plated. Can be used for left or right closing by turning the spring bolt. Prepared for profile cylinder (PZ) or bit key adapter set. With night latch function.

Incl. handle rosette set no. 494.

- backset 40 mm
- rotation 1 turn
- follower 8 mm
- centres 72 mm
- spring-bolt projection 2 mm
- bolt protection 3 mm



Order no.	Case depth [mm]	Closure	Dimension [mm]	Material thickness [mm]	Weight [g]
10454	42,4	PZW	42,4 x 78,2 x 208,4	3,0	1400



Recommendations



No. 140ENIG-A42, page 73



No. 419, page 55

CAD



No. 146ENIG

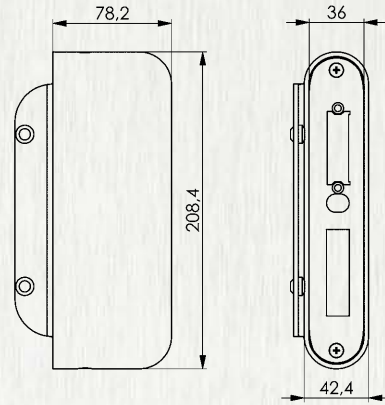
Striking box, V2A

Stainless steel, **polished**, mesh 240. For screwing on (see no. 140ENIG-A42) or welding on. Can be used on left or right. Prepared for electric door opener.

Incl. striking plate, stainless steel.



Order no.	Case depth [mm]	Dimension [mm]	Material thickness [mm]	Weight [g]
10462	42,4	42,4 x 78,2 x 208,4	3,0	1240



CAD



Recommendations



No. 148, page 48



No. 149ANI, page 73



No. 151NI, page 49

Subject to technical alterations.

No. 140UNIG

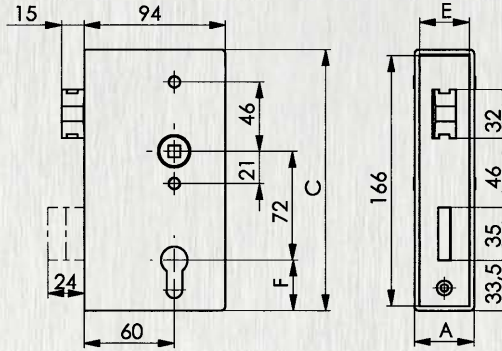
Lock case, V2A, polished

Stainless steel, **polished**, mesh 240. With zinc-plated lock no. 142UNIG-**, with stainless steel fore-end, polished. Brass spring bolt and bolt. Can be used for left or right closing by turning the spring bolt. Prepared for profile cylinder (PZ) or bit key adapter set. With night latch function.

- Incl. handle rosette set no. 494.
- backset 60 mm
- rotation 2 turn
- follower 8 mm
- centres 72 mm
- spring-bolt projection 3 mm



Order no.	Case width A [mm]	Closure	C [mm]	E [mm]	F [mm]	Material thickness [mm]	Weight [g]
14639	30	PZW	172	24	33,5	2,5	1550
14159	40	PZW	173	33	34,0	3,0	1790
10587	42,4	PZW	173	36	34,0	3,0	1950



Recommendations



No. 55, page 66

No. 142UNIG

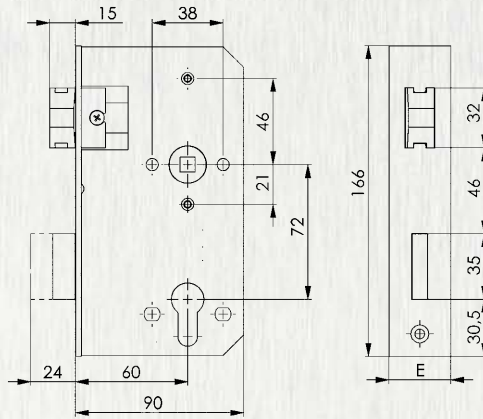
Lock, zinc-plated

with stainless steel fore-end, polished. Brass spring bolt and bolt. Can be used for left or right closing by turning the spring bolt. Prepared for profile cylinder (PZ) or bit key adapter set. Night latch function.

- backset 60 mm
- rotation 2 turns
- follower 8 mm
- centres 72 mm
- spring-bolt projection 3 mm



Order no.	for case width [mm]	Closure	E [mm]	Weight [g]
14332	30	PZW	24	770
14357	40	PZW	33	810
10603	42,4	PZW	36	840



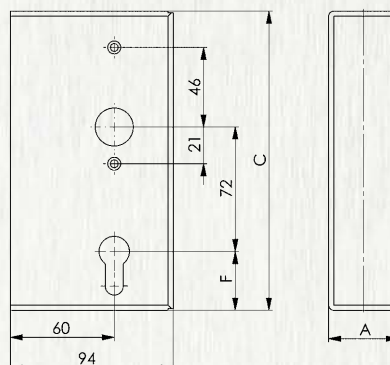
No. 140KNIG

Lock case, empty, V2A, polished

Accessories: handle rosette set no. 494.



Order no.	Case width A [mm]	C [mm]	F [mm]	Material thickness [mm]	Weight [g]
14605	30,0	172	33,5	2,5	765
14050	40,0	173	34,0	3,0	990
11171	42,4	173	34,0	3,0	1050



Subject to technical alterations.

No. 140IG

Lock case, V2A

Stainless steel, ground, 240 grain.
With stainless steel lock 142I. Can be used for left or right closing by turning the latch head. Prepared for profile cylinder (PZ) or bit key adapter set. With night latch.

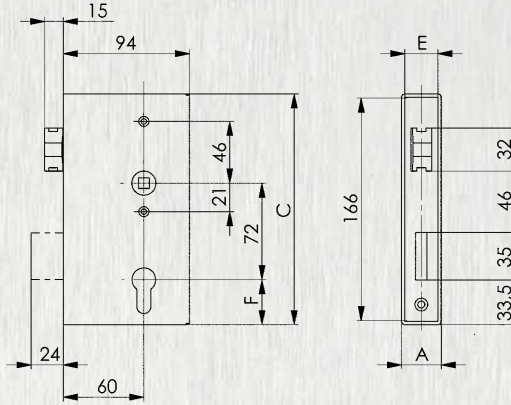
Incl. lever rose set no. 494.

- Backset 60
- rotation 2 turns
- spindle 8 mm
- spacing 72 mm



NEW!

Order no.	Case width A [mm]	Closure	C [mm]	E [mm]	F [mm]	Material thickness [mm]	Weight [g]
564152	30	PZW	172	24	33,5	2,5	1430
564153	40	PZW	173	33	34,0	3,0	1680



No. 142I

Lock, V2A

Stainless steel. Can be used for left or right closing by turning the latch head. Prepared for profile cylinder (PZ) or bit key adapter set. With night latch.

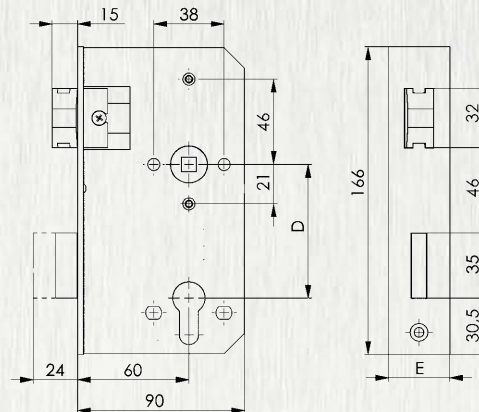
Incl. lever rose set no. 494.

- Backset 60
- rotation 2 turns
- spindle 8 mm
- spacing 72 mm



NEW!

Order no.	for case width [mm]	Closure	E [mm]	F [mm]	Weight [g]
564154	30	PZW	24	33,5	650
564155	40	PZW	33	34,0	680



Recommendations



No. 140KNIG, page 13

No. 147I

Striking plate, V2A

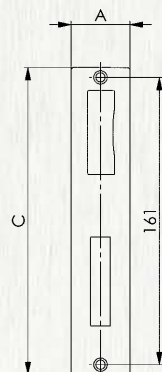
Stainless steel.

Accessories: 2 flat-head screws M4 x 8 mm, stainless steel.



NEW!

Order no.	for case width [mm]	A [mm]	C [mm]	Material thickness [mm]	Weight [g]
564156	30	24	171	3	55
564157	40	33	172	3	90

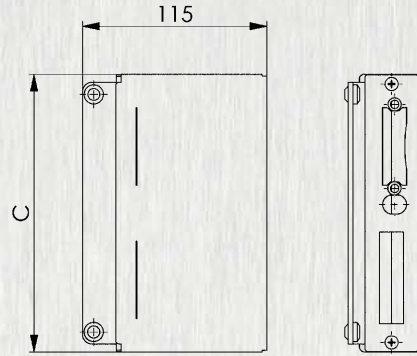


No. 144ETNIG

Striking box, V2A

Stainless steel, **polished**, mesh 240.
 For welding. Can be used on left or right.
 Prepared for electric door opener.
 Incl. striking plate, stainless steel.

Order no.	Case width A [mm]	C [mm]	Weight [g]
10975	30	172	950
10967	40	173	1250
11593	42,4	173	1275



Recommendations



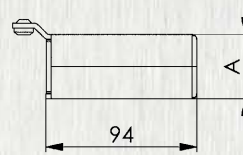
No. 148,
page 48




No. 149ANI,
page 73



No. 151NI,
page 49



CAD



Subject to technical alterations.

No. 141UNIG

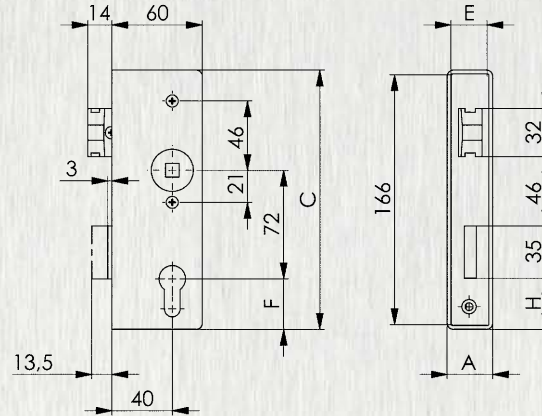
Lock case, V2A

Stainless steel, **polished**, mesh 240. With zinc-plated lock no. 143UNIG-**, with stainless steel fore-end, polished. Spring bolt and bolt nickel-plated. Can be used for left or right closing by turning the spring bolt. Prepared for profile cylinder (PZ) or bit key adapter set. With night latch function.
Incl. handle rosette set no. 494.

- backset 40 mm
- rotation 1 turn
- follower 8 mm
- centres 72 mm
- spring-bolt projection 2 mm
- bolt protection 3 mm



Order no.	Case width A [mm]	Closure	C [mm]	E [mm]	F [mm]	Weight [g]
14654	30	PZW	172	24	33,5	1050
17392	40	PZW	173	33	34,0	1200



Recommendations



No. 424, page 55



No. 55, page 66



No. 143UNIG

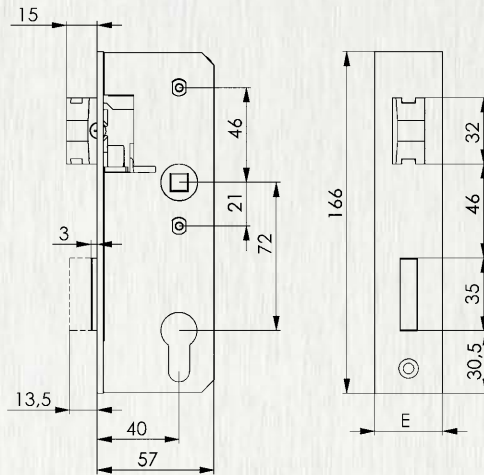
Lock, zinc-plated

with stainless steel fore-end, polished. Spring bolt and bolt nickel-plated. Can be used for left or right closing by turning the spring bolt. Prepared for profile cylinder (PZ) or bit key adapter set. Night latch function.

- backset 40 mm
- rotation 1 turn
- follower 8 mm
- centres 72 mm
- spring-bolt projection 2 mm
- bolt projection 3 mm



Order no.	for case width [mm]	Closure	E [mm]	Weight [g]
14209	30	PZW	24	530
17384	40	PZW	33	600



Recommendations



No. 150N, page 76

No. 141KNIG

Lock case, empty, V2A

Accessories: handle rosette set no. 494.



Order no.	Case width A [mm]	C [mm]	F [mm]	Weight [g]
14621	30	172	33,5	520
17368	40	173	34,0	650



Subject to technical alterations.

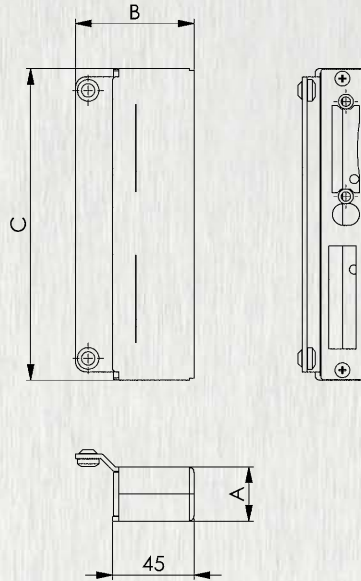
No. 147BNIG

Lock casing, V2A

Stainless steel, **polished**, mesh 240.
For welding. Can be used on left or right.
Prepared for electric door opener.
Incl. striking plate, stainless steel.



Order no.	Case width A [mm]	B	C [mm]	Weight [g]
18515	30	65,5	172	560
14597	40	66,0	173	865



Recommendations



No. 148, page 48

No. 147NI

Striking plate, V2A

stainless steel.
Accessory: 2 stainless steel screws M4x8 mm.



Order no.	for case width [mm]	A [mm]	C [mm]	Material thickness [mm]	Weight [g]
553126	30	24,0	171	3	55
553128	40	33,0	172	3	90

Application:

Suitable for striking boxes for sliding bolts:

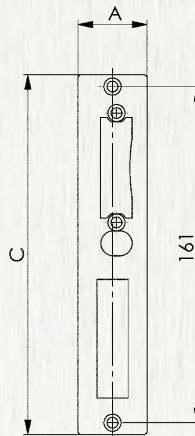
Order no. 553126: 144ETNIG and 147BNIG Case width 30 mm
Order no. 553128: 144ETNIG and 147BNIG Case width 40 mm

Suitable for cased locks:

Order no. 553126: 140UNIG and 141UNIG Case width 30 mm
Order no. 553128: 140UNI, 140UNIG and 141UNIG Case width 40 mm

Note:

These striking plates can be used to advantage if the frame also serves as the „lock casing“. It is then not necessary to create precise recesses for the hook latch and deadbolt.
The bores for fastening the striking plate in the closing or striking box are centrally arranged.



No. 140SNIG

Sliding-door lock case, V2A

Stainless steel, **polished**, mesh 240. With zinc-plated lock no. 142SNIG-**, with stainless steel fore-end, polished. Prepared for profile cylinder (PZ) or bit key adapter set. With night latch function.

Incl. handle rosette no. 494, and 1 locking pin, stainless steel.

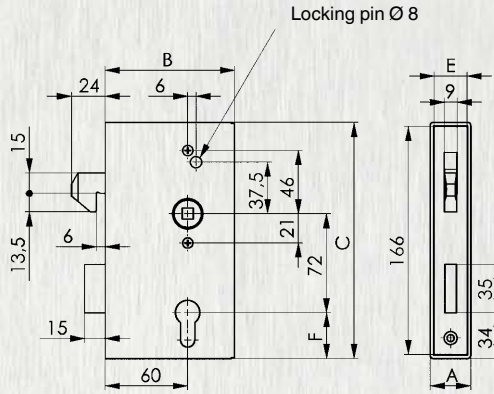
- backset 60 mm
- rotation 1 turn
- follower 8 mm
- centres 72 mm



Order no.	Case width A [mm]	Closure	B [mm]	C [mm]	D [mm]	E [mm]	F [mm]	Material thickness [mm]	Weight [g]
13631	30	PZW	94,0	172	72	24	33,5	2,5	1550
13649	40	PZW	94,5	173	72	33	34,0	3,0	1820

Note:

The lock is fastened by a sturdy locating pin in the cased lock, and this retained by a screw from the fore-end face through the latch cut-out. The additional deadbolt option prevents the door being levered out.



Recommendations



No. 424, page 55



No. 55, page 66

No. 142SNIG

Sliding-door lock, zinc-plated

with stainless steel fore-end V2A, polished. Prepared for profile cylinder (PZ) or bit key adapter set. Night latch function. Incl. 1 locking pin, stainless steel.

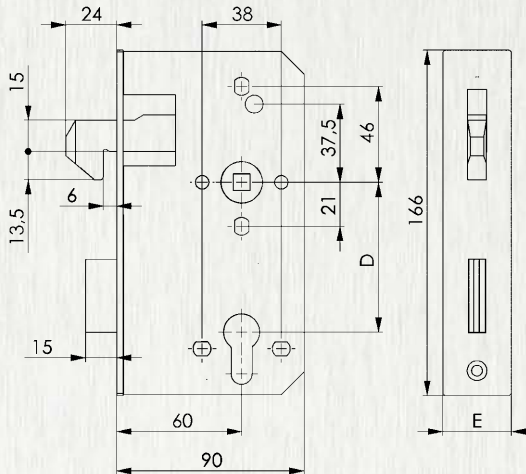
- backset 60 mm
- rotation 1 turn
- follower 8 mm
- centres 72 mm



Order no.	for case width [mm]	Closure	E [mm]	Weight [g]
13656	30	PZW	24	800
13664	40	PZW	33	810

Note:

The additional deadbolt option prevents the door being levered out.



No. 140SKNIG

Sliding-door lock case, empty, V2A

Accessories: handle rosette set no. 494.



Order no.	Case width A [mm]	C [mm]	F [mm]	Material thickness [mm]	Weight [g]
13672	30	172	33,5	2,5	1000
13680	40	173	34,0	3,0	1000



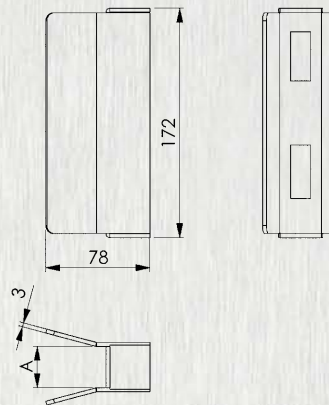
No. 147SNIG

Sliding-door lock casing, V2A

Stainless steel, polished, mesh 240. For welding.



Order no.	for case width [mm]	A [mm]	Weight [g]
18598	30	31	775
12914	40	41	830



No. 147SNIG-XX-06

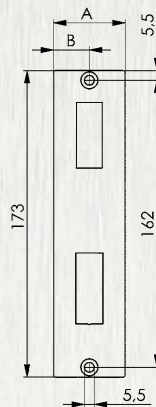
Sliding gate striking plate, V2A

stainless steel.

Accessory: 2 stainless steel screws M5 x 10 mm.



Order no.	for case width [mm]	A [mm]	B [mm]	Material thickness [mm]	Weight [g]
553125	30	30	15	3,0	95
154815	40	40	20	3,0	100



No. 49ZNI

Rim deadlock with angle striking plate, V2A

stainless steel. Die-cast-zinc bolt. Can be used on left or right.

Closure: PZ.

Accessory: PZ roses.

- backset 60 mm

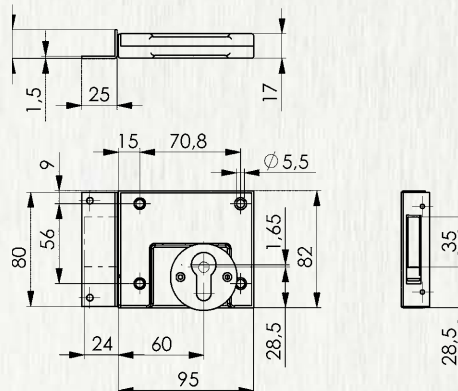
- rotation 2 turns



Order no.	Closure	Backset [mm]	Case depth [mm]	Weight [g]
11312	PZ	60	95	360

Note:

Rim deadlock no. 49ZNI is also available fully zinc-plated, see item no. 49.



Recommendations



No. 49,
page 88



No. 55,
page 66

Subject to technical alterations.

LOCK CASE PRODUCT RANGE OF QUALITY STEEL

- QUALITY AND SERVICE FROM AMF

- > All parts - including the springs - are corrosion-protected, thereby guaranteeing a long service-life
- > For lock cases no. 140, the spring bolt and dead bolt are available in brass
- > Consistent free movement thanks to precision parts and lubricated mechanical elements
- > Two continuous, movable solid sleeves allow trouble-free, distortion-free installation
- > Lower warehousing costs for our lock cases thanks to right/left conversion of the spring bolt
- > Guaranteed consistent quality standard with strict inspections
- > Shipment ex stock within 24 hours



No. 141U

Lock case, bare-metal

with zinc-plated lock no. 143U-**. Can be used for left or right closing by turning the spring bolt. Optionally prepared for profile cylinder (PZ), Swiss round cylinder (RZ) or bit-key adapter set. With night latch function.

Incl. handle rosette set no. 494.

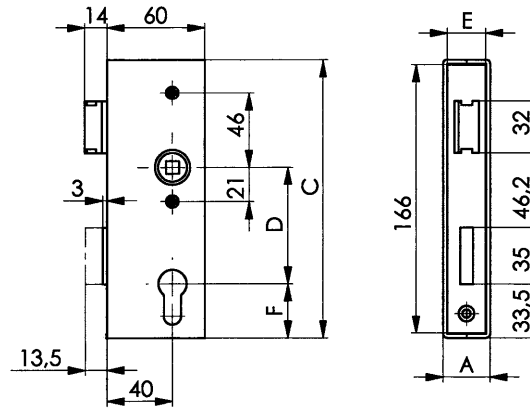
- backset 40 mm
- rotation 1 turn
- follower 8 mm
- centres PZ 72 mm
- centres RZ 74 mm
- spring-bolt projection 2 mm
- bolt protection 3 mm



Order no.	Case width A [mm]	Closure	C [mm]	D [mm]	E [mm]	F [mm]	Material thickness [mm]	Weight [g]
14464	30	PZW	172	72	24	33,5	2,5	1050
14472	30	RZW	172	74	24	31,5	2,5	1050
10629	40	PZW	173	72	33	34,0	3,0	1200
10736	40	RZW	173	74	33	32,0	3,0	1200

Note:

Classification to DIN EN 12209: 2X500F2EA20



Recommendations



No. 143U

Lock, zinc-plated

can be used on left or right by turning the spring bolt. Optionally prepared for profile cylinder (PZ), Swiss round cylinder (RZ) or bit key adapter set. Night latch function.

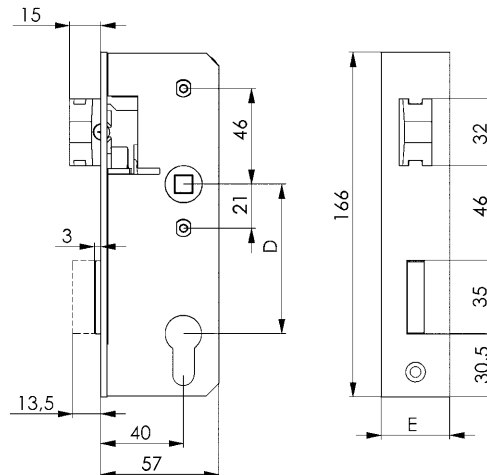
- backset 40 mm
- rotation 1 turn
- follower 8 mm
- centres PZ 72 mm
- centres RZ 74 mm
- spring-bolt projection 2 mm
- bolt projection 3 mm



Order no.	for case width [mm]	Closure	D [mm]	E [mm]	Weight [g]
14241	30	PZW	72	24	550
14290	30	RZW	74	24	550
10645	40	PZW	72	33	570
10751	40	RZW	74	33	570

Note:

Classification to DIN EN 12209: 2X500F2EA20



Recommendations



No. 141K

Lock case, empty

Accessories: handle rosette set no. 494.

Order no.	Case width A [mm]	Closure	C [mm]	D [mm]	F [mm]	Material thickness [mm]	Weight [g]
13706	30	PZW	172	72	33,5	2,5	500
13714	30	RZW	172	74	31,5	2,5	500
10637	40	PZW	173	72	34,0	3,0	630
10744	40	RZW	173	74	32,0	3,0	630



No. 140U

Lock case, bare-metal

with zinc-plated lock no. 142U-**. Can be used for left or right closing by turning the spring bolt. Optionally prepared for profile cylinder (PZ), Swiss round cylinder (RZ) or bit-key adapter set. With night latch function.

Zinc die-cast bolt.

Incl. handle rosette set no. 494.

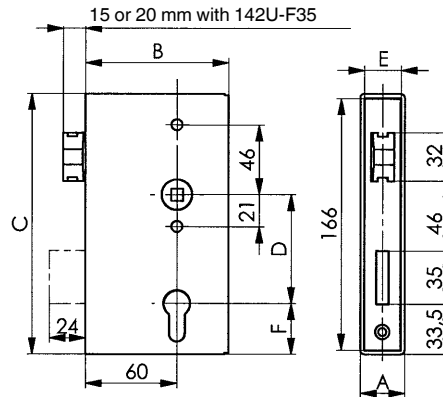
- backset 60 mm
- rotation 2 turn
- follower 8 mm
- centres PZ 72 mm
- centres RZ 74 mm
- spring-bolt projection 3 mm



Order no.	Case width A [mm]	Closure	B [mm]	C [mm]	D [mm]	E [mm]	F [mm]	Material thickness [mm]	Weight [g]
14316	30	PZW	94,0	172	72	24,0	33,5	2,5	1550
14324	30	RZW	94,0	172	74	24,0	31,5	2,5	1550
14340	34	PZW	94,0	172	72	28,5	33,5	2,5	1600
14365	40	PZW	94,5	173	72	33,0	34,0	3,0	1820
14373	40	RZW	94,5	173	74	33,0	32,0	3,0	1820
14381	50	PZW	94,5	173	72	43,0	34,0	3,0	1985
14399	50	RZW	94,5	173	74	43,0	34,0	3,0	1985
16758	60	PZW	94,5	173	72	53,0	34,0	3,0	2000

Note:

Starting with a case width of 50 mm, we recommend use of the extended spring bolt no. 142U-F35. Classification to DIN EN 12209: 2S500F2EA20



Recommendations



No. 144ET, page 46



No. 142U-F35, page 66



No. 151C, page 49

No. 142U

Lock, zinc-plated

can be used on left or right by turning the spring bolt. Optionally prepared for profile cylinder (PZ), Swiss round cylinder (RZ) or bit key adapter set. Night latch function. Zinc die-cast bolt.

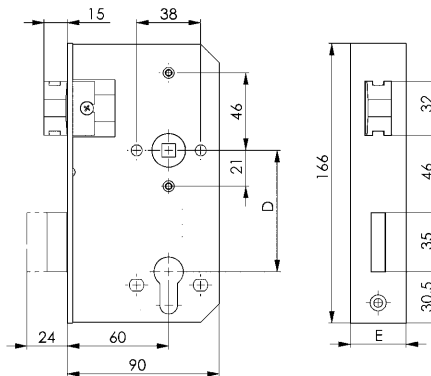
- backset 60 mm
- rotation 2 turns
- follower 8 mm
- centres PZ 72 mm
- centres RZ 74 mm
- bolt projection 3 mm



Order no.	for case width [mm]	Closure	D [mm]	E [mm]	Weight [g]
14167	30	PZW	72	24,0	770
14183	30	RZW	74	24,0	770
14225	34	PZW	72	28,5	780
14266	40	PZW	72	33,0	810
14282	40	RZW	74	33,0	810
14308	50	PZW	72	43,0	830
16774	60	PZW	72	53,0	890

Note:

Classification to DIN EN 12209: 2S500F2EA20



No. 140K

Lock case, empty

Accessories: handle rosette set no. 494.



Order no.	Case width A [mm]	Closure	C [mm]	D [mm]	F [mm]	Material thickness [mm]	Weight [g]
13722	30	PZW	172	72	33,5	2,5	780
13730	30	RZW	172	74	31,5	2,5	780
13748	34	PZW	172	72	33,5	2,5	820
13755	40	PZW	173	72	34,0	3,0	1000
13763	40	RZW	173	74	32,0	3,0	1000
13771	50	PZW	173	72	34,0	3,0	1155
16733	60	PZW	173	72	34,0	3,0	1170

Subject to technical alterations.

No. 140UM

Lock case, bare-metal

with zinc-plated lock no. 142UM-**. Brass spring bolt and bolt. Can be used for left or right closing by turning the spring bolt. Prepared for profile cylinder (PZ) or bit key adapter set. With night latch function.

Incl. handle rosette set no. 494.

- backset 60 mm
- rotation 2 turn
- follower 8 mm
- centres 72 mm
- spring-bolt projection 3 mm

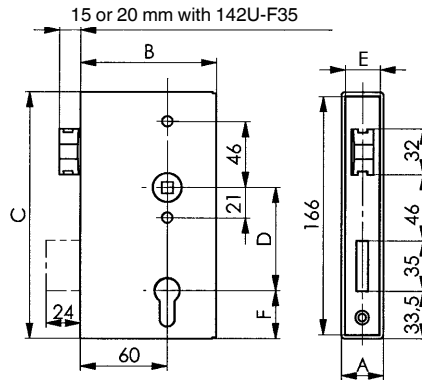


Order no.	Case width A [mm]	Closure	B [mm]	C [mm]	D [mm]	E [mm]	F [mm]	Material thickness [mm]	Weight [g]
10470	30	PZW	94,0	172	72	24	33,5	2,5	1550
10496	40	PZW	94,5	173	72	33	34,0	3,0	1820

Note:

Spring bolt and deadbolt are made of corrosion-resistant brass and are especially suitable for use in atmospheres contaminated with acids or salt. Thanks to the high tensile strength and hardness of brass, this lock is an ideal solution for frequently-used doors.

Recommendations



No. 142UNIG

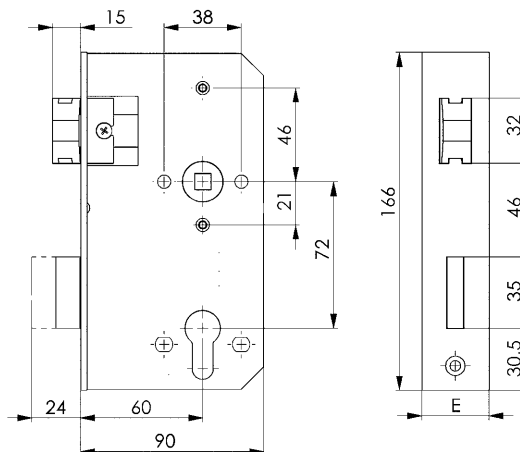
Lock, zinc-plated

with stainless steel fore-end, polished. Brass spring bolt and bolt. Can be used for left or right closing by turning the spring bolt. Prepared for profile cylinder (PZ) or bit key adapter set. Night latch function.

- backset 60 mm
- rotation 2 turns
- follower 8 mm
- centres 72 mm
- spring-bolt projection 3 mm



Order no.	for case width [mm]	Closure	E [mm]	Weight [g]
14332	30	PZW	24	770
14357	40	PZW	33	810



No. 140K

Lock case, empty

Accessories: handle rosette set no. 494.



Order no.	Case width A [mm]	Closure	C [mm]	D [mm]	F [mm]	Material thickness [mm]	Weight [g]
13722	30	PZW	172	72	33,5	2,5	780
13730	30	RZW	172	74	31,5	2,5	780
13748	34	PZW	172	72	33,5	2,5	820
13755	40	PZW	173	72	34,0	3,0	1000
13763	40	RZW	173	74	32,0	3,0	1000
13771	50	PZW	173	72	34,0	3,0	1155
16733	60	PZW	173	72	34,0	3,0	1170

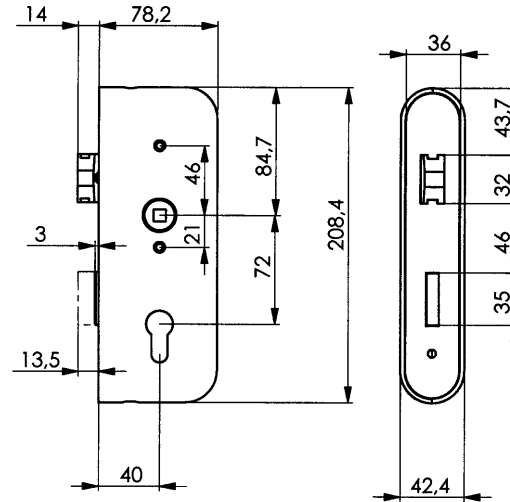
Subject to technical alterations.

No. 141E

Lock case, bare-metal

With lock no. 143ENIG, with stainless steel fore-end, polished. Spring bolt and bolt nickel-plated. Can be used for left or right closing by turning the spring bolt. Prepared for profile cylinder (PZ) or bit key adapter set. With night latch function. Incl. handle rosette set no. 494.

- backset 40 mm
- rotation 1 turn
- follower 8 mm
- centres 72 mm
- spring-bolt projection 2 mm
- bolt protection 3 mm



Recommendations



No. 475,
page 56



No. 55,
page 66

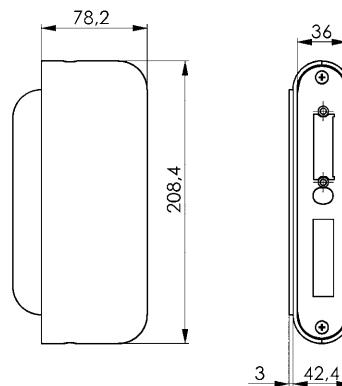
CAD



No. 146E

Striking box, bare-metal

Can be used on left or right. Striking plate prepared for electric door opener.



Recommendations



No. 148,
page 48



No. 149TM,
page 74



No. 151NI,
page 49

CAD



Subject to technical alterations.

No. 140DD

Lock case for triangular and profile cylinders, bare-metal

with zinc-plated lock no. 142DD. Can be used for left or right closing by turning the latch head. Prepared for triangular and profile cylinder (PZ). Without night latch.

Incl. lever rose set no. 494.

- backset 30 and 60 mm
- rotation 1-turn
- spindle 8 mm
- spacing 72 mm



Order no.	Case width A [mm]	Closure	B [mm]	C [mm]	E [mm]	F [mm]	H [mm]	Weight [g]
557056	30	PZ	94	172	24	33,5	33,5	1360
557057	40	PZ	94	173	33	34,0	34,0	2440

Application:

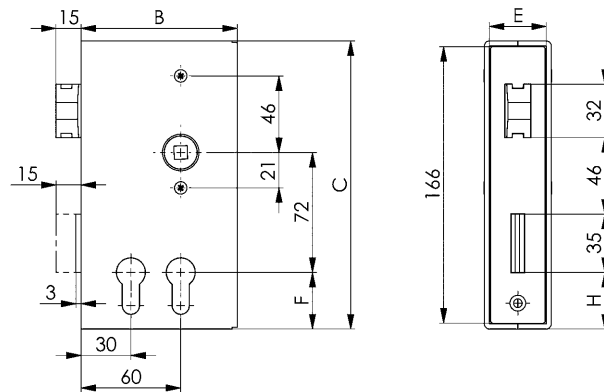
The practical solution when two people (or groups of people) require independent access: for example fire-brigade approaches or waste-container enclosures. The lock case with two cylinders permits access for the fire brigade or disposal companies via triangular socket spanner, and can also be integrated into the normal master-key system.

Note:

The cylinders can be actuated separately from one another and open or close the bolt. Installation of triangular and profile cylinder without jamming of the lock regardless of key bit position possible when withdrawing the triangular socket spanner.

However, ensuring the following arrangement of triangular and profile cylinder is absolutely essential:

- backset 30 mm: profile cylinder
- backset 60 mm: triangular cylinder



No. 142DD

Lock for triangular and profile cylinders, zinc-plated

Can be used for left or right closing by turning the latch head. Prepared for triangular and profile cylinder (PZ). Without night latch.

- backset 30 and 60 mm
- rotation 1-turn
- spindle 8 mm
- spacing 72 mm



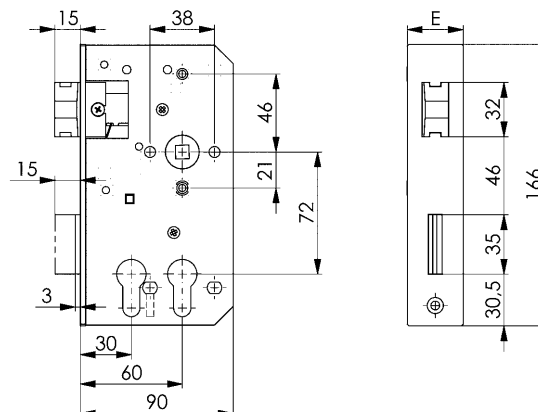
Order no.	for case width [mm]	Closure	E [mm]	Weight [g]
557058	30	PZ	24	620
557060	40	PZ	33	653

Note:

The cylinders can be actuated separately from one another and open or close the bolt. Installation of triangular and profile cylinder without jamming of the lock regardless of key bit position possible when withdrawing the triangular socket spanner.

However, ensuring the following arrangement of triangular and profile cylinder is absolutely essential:

- backset 30 mm: profile cylinder
- backset 60 mm: triangular cylinder



No. 140DK

Lock case for two profile cylinders, empty

Accessories: handle rosette set no. 494.

Order no.	Case width A [mm]	C [mm]	F [mm]	Weight [g]
11197	30	172	33,5	780
14662	40	173	34,0	1000



No. 140D

Lock case for two profile cylinders, bare-metal

with zinc-plated lock no. 142D-**. Can be used for left or right closing by turning the spring bolt. Prepared for profile cylinder (PZ). With night latch function.

Incl. handle rosette set no. 494.

- backset 30 and 60 mm
- rotation 1 turn
- follower 8 mm
- centres 72 mm



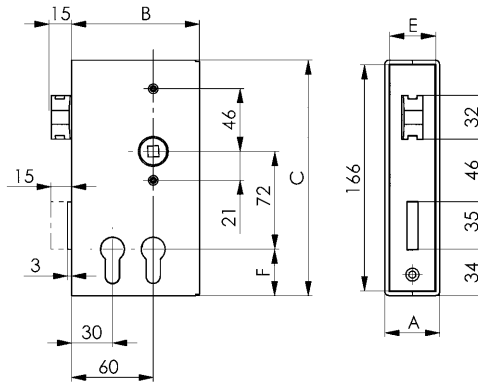
Order no.	Case width A [mm]	Closure	B [mm]	C [mm]	E [mm]	F [mm]	Material thickness [mm]	Weight [g]
11163	30	PZW	94,0	172	24	33,5	2,5	1550
14407	40	PZW	94,5	173	33	34,0	3,0	1820

Application:

The practical solution when two people (or groups of people) require independent access: for example fire-brigade approaches or waste-container enclosures. The cased lock with two profile cylinders permits access for the fire brigade or disposal companies via general key, and can also be integrated into the normal master-key system.

Note:

- Installation of two profile cylinders that can be operated independently of one another required
- Cam position up to 45°



Recommendations



No. 142D

Lock for two profile cylinders, zinc-plated

can be used on left or right by turning the spring bolt. Prepared for profile cylinder (PZ). Night latch function.

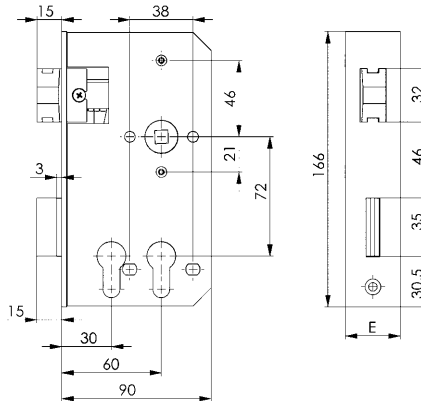
- backset 30 and 60 mm
- rotation 1 turn
- follower 8 mm
- centres 72 mm



Order no.	for case width [mm]	Closure	E [mm]	Weight [g]
11130	30	PZW	24	750
14670	40	PZW	33	800

Note:

- Installation of two profile cylinders that can be operated independently of one another required
- Cam position up to 45°



Recommendations



No. 140DK

Lock case for two profile cylinders, empty

Accessories: handle rosette set no. 494.

Order no.	Case width A [mm]	C [mm]	F [mm]	Weight [g]
11197	30	172	33,5	780
14662	40	173	34,0	1000



No. 140V

Lock case for downward locking, bare-metal

with zinc-plated lock no. 142V. Without spring bolt and bolt. Can be used on left or right. Prepared for profile cylinder (PZ) or bit key adapter set. With night latch function.

Incl. handle rosette set no. 494, 1 adjustable stainless steel bolt, 1 adapter for M10 threaded bar.

- backset 60 mm
- rotation 1 turn
- follower 8 mm
- centres 72 mm

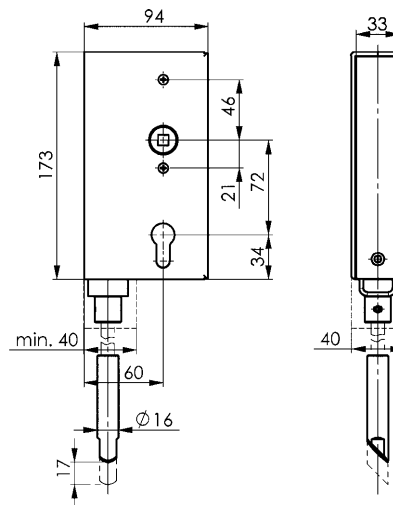
Order no.	Case depth [mm]	Closure	Material thickness [mm]	Weight [g]
10405	40	PZW	3,0	1995

Application:

This cased lock with downward locking spring bolt is suitable for doors and gates at which a large clearance width is required by a combined fixed/pass-through gate or a wing gate or sliding gate. This lock eliminates the need for a centre post. The vertical movement is achieved via the lever handles or the night latch function.

Note:

Rectangular tube, M10 studding and ramp shoe are not in our scope of supply.



Recommendations



No. 465,
page 56



Subject to technical alterations.

No. 140UMV

Lock case for vertical multipoint locking, bare metal

With zinc-plated lock no. 142UMV, with stainless steel fore-end. Locking at top and bottom possible. Brass spring bolt and bolt. Can be used for left or right closing by turning the spring bolt. Prepared for profile cylinder (PZ) or bit key adapter set. With night latch function.

Incl. handle rosette set no. 494, 2 steplessly adjustable bolts, 2 adapters for M10 threaded rod.

- backset 60 mm
- rotation 2 turn
- follower 8 mm
- centres 72 mm

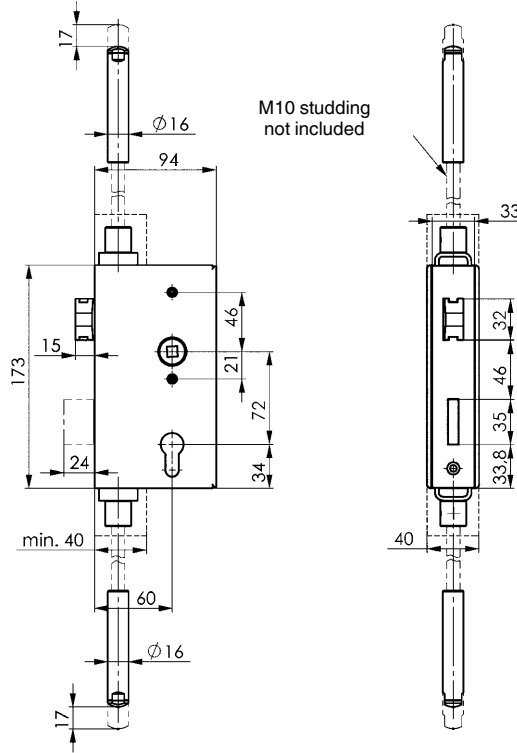
Order no.	Case depth [mm]	Closure	Material thickness [mm]	Weight [g]
13540	40	PZW	3,0	2290

Application:

The multiple-locking AMF cased lock is ideal for the additional and reliable locking of main and side doors. The vertical lock is achieved via the profile cylinder.

Note:

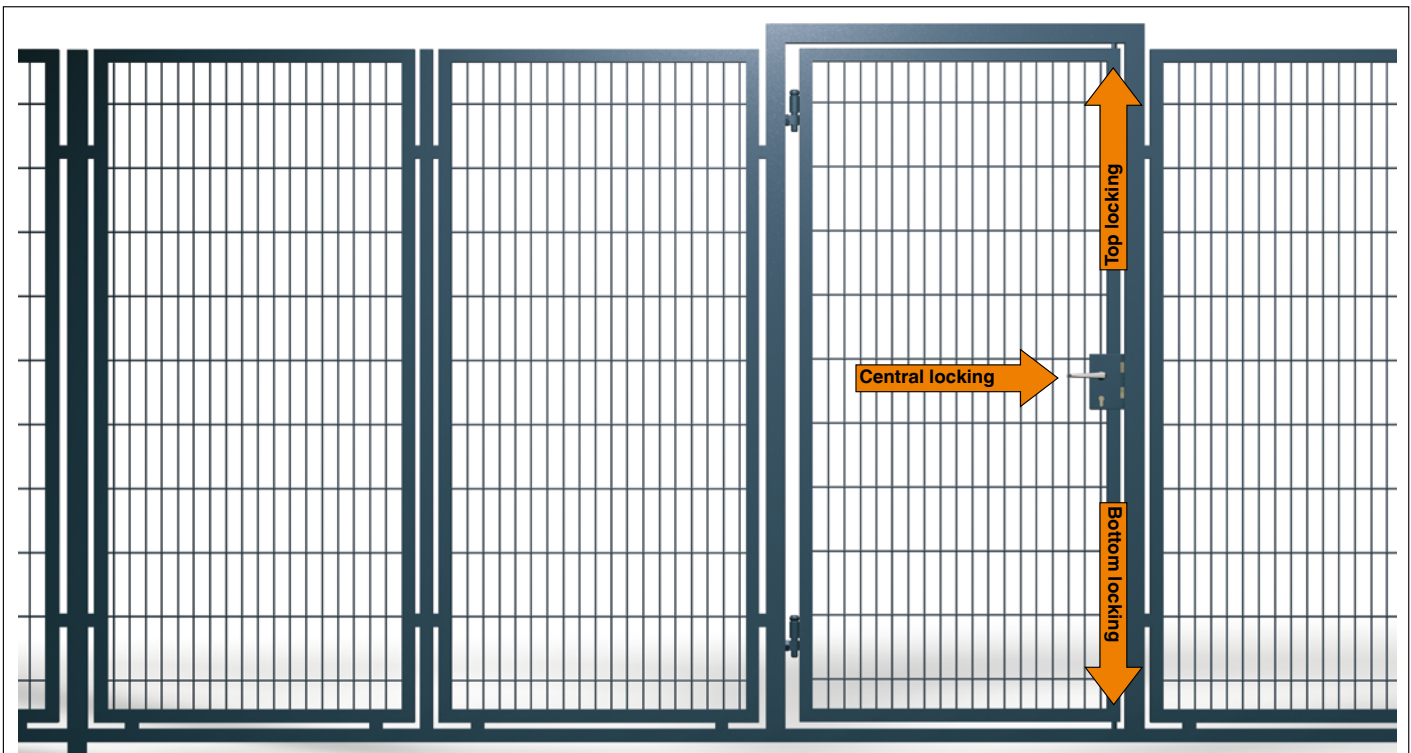
Rectangular tube and M10 studding are not supplied as standard. Studding provided by the customer should not exceed the max. length of 1200 mm each.



Recommendations



No. 475, page 56



Subject to technical alterations.

No. 140UMH

Lock case for horizontal multipoint locking, bare metal

with galvanised lock no. 142UMV, with stainless steel fore-end. Horizontal locking at freely selectable distance from door possible. Brass spring bolt and bolt. Can be used for left or right closing by turning the latch head. Prepared for profile cylinder (PZ) or bit key adapter set. With night latch.

Incl. lever rose set no. 494, 2 angle drives, incl. latch bolt, 2 adapter pieces for studding M10.

- backset 60 mm
- rotation 2-turns
- spindle 8 mm
- spacing 72 mm




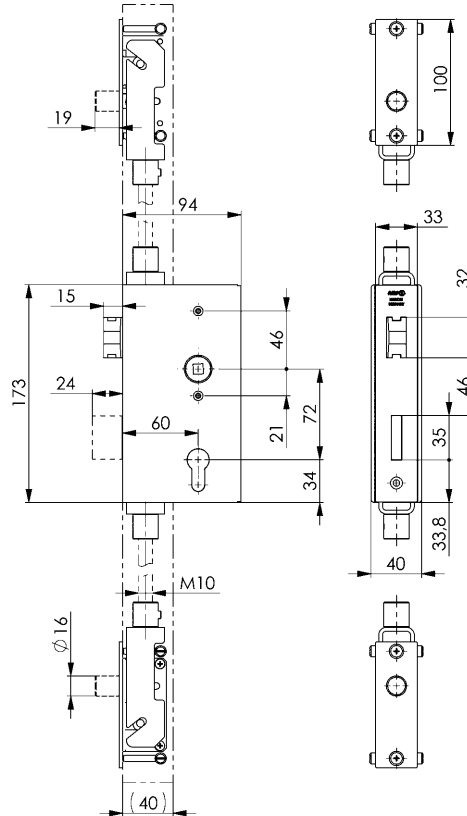
Order no.	Case depth [mm]	Closure	Material thickness [mm]	Weight [g]
557055	40	PZW	3	2800

Application:

The multiple-locking AMF lock case is ideal for the additional and reliable locking of main and side doors or a fence without a surrounding frame. The horizontal locking is achieved via the profile cylinder.

Note:

Rectangular pipe profile and M10 studding are not supplied as standard. Studding provided by the customer should not exceed the max. length of 1200 mm each. The lock and the angle drive can be used for pipe profiles of 40x40 to 40x80 mm.



Subject to technical alterations.

PROTECT YOURSELF!
AMF PROTECTION AGAINST BREAK-INS



ON THE SAFE SIDE – LOCK CASE WITH MULTIPOINT LOCKING


- > Multipoint locking at three locations
- > Bolt projection vertically at top & bottom, 17 mm each, horizontally 24 mm
- > Rugged quality from AMF
- > All parts – even the springs – are corrosion-resistant and in this way guarantee a long working life, stainless steel fore-end
- > DIN left / right closing possible by turning the latch head
- > Brass spring bolt and bolt
- > Wide range of accessories, handle, roses, profile cylinders, etc ...



Subject to technical alterations.

OUR REAL-WORLD EXAMPLE

WE WILL BE HAPPY
TO ADVISE YOU!



A mounted safety lattice door with continuous bars Ø18 mm.
Planned and built by **Prell & Fink GmbH in Stockdorf**, Tel. 089/899688-0.



- 1 The frame of the lattice gate is fastened to the foundation by means of ten fastening holes.




- 2 Stop strip on all sides of door leaf or door frame to make use of a pry bar more difficult.



- 3 Locking at top and bottom through use of lock case no. 140UMV.



- 4 Locking on the side by means of brass spring bolt and bolt through use of lock case no. 140UMV.



- 5 Door hinges with inside protection against levering out at the same height.



- 6 Conical security rose no. 446 with cylinder-draw protection. Protects the cylinder against turning and drilling out.

Subject to technical alterations.



ANTI-PANIC LOCKS

The anti-panic locks are essentially, in accordance with the legal requirements for escape routes and emergency exits, intended for outwardly opening doors (hinge side contrasted with risk side).

Inwardly opening locks for transit function D (hinge side = hazard side) are available on request.

No. 140P

Lock case, bare-metal

With galvanised anti-panic lock no. 142P-** with stainless steel fore-end, polished. Spring bolt cannot be turned. One-piece follower. Prepared for profile cylinder (PZ). With night latch function.

Incl. handle rosette set no. 494.

- backset 60 mm
- rotation 2 turn
- follower 9 mm
- centres 72 mm
- Function E



14431



Recommendations



No. 491N, page 34

Order no.	Case width A [mm]	Closure	Door direction	B [mm]	C [mm]	E [mm]	F [mm]	G [mm]	Material thickness [mm]	Weight [g]
14415	30	PZW	DIN L	94,0	172	24	33,5	8,5	2,5	1550
14423	30	PZW	DIN R	94,0	172	24	33,5	8,5	2,5	1550
14431	40	PZW	DIN L	94,5	173	33	34,0	14,0	3,0	1800
14449	40	PZW	DIN R	94,5	173	33	34,0	14,0	3,0	1800

R = right, L = left

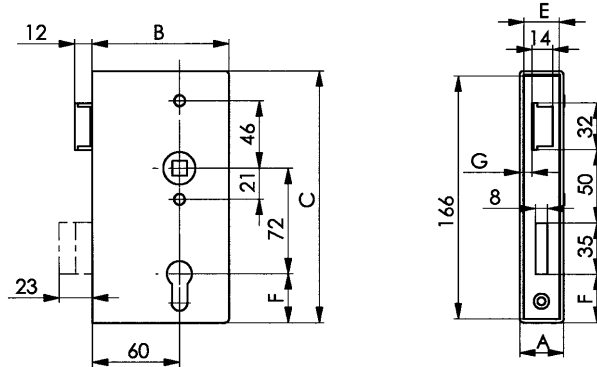
Cased lock, empty, see no. 140K!

Application:

Locks with alternative function E and one-piece follower socket. With this lock, the fixed knob on the outside of the door prevents unauthorised access. The door can be opened from outside via the alternative function only using the key. From the inside, the anti-panic function is always available when the door is closed.

Note:

Separate supply of locks and fittings when the components must comply with DIN EN 179! Emergency-exit closure systems are safety-relevant products which may be subject to local regulations of the country in which they are installed, e.g. for Germany, they are entered in the Bauregelliste 2003/2 and they require an EU Certificate of Conformity (CE-mark). Classification to DIN EN 179: 37601352AB/D



No. 142P

Anti-panic lock, zinc-plated

With stainless steel fore-end, polished. Spring bolt cannot be turned. One-piece follower. Prepared for profile cylinder (PZ). With night latch function.

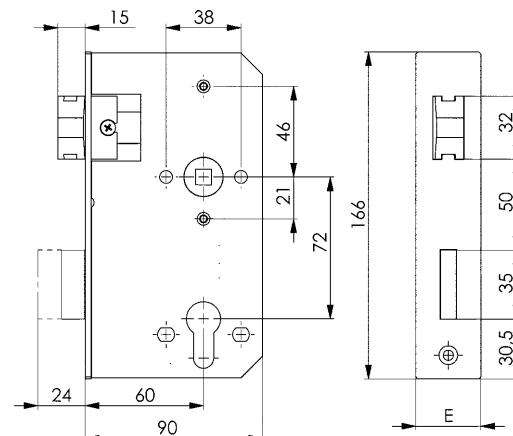
- backset 60 mm
- rotation 2 turns
- follower 9 mm
- centres 72 mm
- Function E



Order no.	for case width [mm]	Closure	Door direction	E [mm]	Weight [g]
14480	30	PZW	DIN L	24	770
14498	30	PZW	DIN R	24	770
14506	40	PZW	DIN L	33	800
14514	40	PZW	DIN R	33	800

R = right, L = left

Cased lock, empty, see no. 140K!



No. 140PGN

Lock case, bare-metal

With galvanised anti-panic lock no. 142PGN-** with stainless steel fore-end, polished. Spring bolt cannot be turned. Two-piece follower. Prepared for profile cylinder (PZ). Without night latch function.

Incl. handle rosette set no. 494.

- backset 60 mm
- rotation 2 turn
- follower 9 mm
- centres 72 mm
- Funktion D



13375



CAD

Recommendations



No. 492N,
page 34

Order no.	Case width A [mm]	Closure	Door direction	B [mm]	C [mm]	E [mm]	F [mm]	G [mm]	Material thickness [mm]	Weight [g]
13334	30	PZ	DIN L	94,0	172	24	33,5	8,5	2,5	1550
13359	30	PZ	DIN R	94,0	172	24	33,5	8,5	2,5	1550
13375	40	PZ	DIN L	94,5	173	33	34,0	14,0	3,0	1800
13391	40	PZ	DIN R	94,5	173	33	34,0	14,0	3,0	1800

R = right, L = left

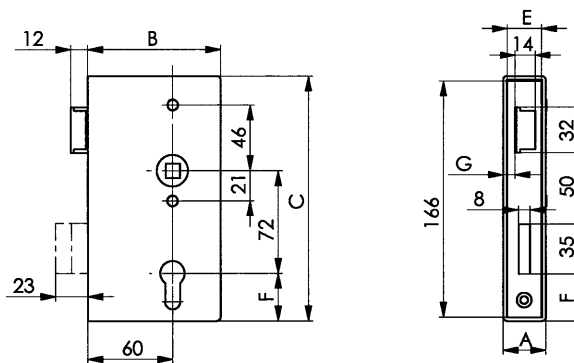
Cased lock, empty, see no. 140K!

Application:

Lock with access function D and divided follower socket. When the door is unlocked, this lock permits intermittent access from inside and outside. Warning: once the door is locked, access from outside is no longer possible! After being actuated from the inside, however, the door can also be opened from the outside (not self-locking). Rescue measures are not obstructed. From the inside, the anti-panic function is always available when the door is closed.

Note:

Separate supply of locks and fittings when the components must comply with DIN EN 179! Emergency-exit closure systems are safety-relevant products which may be subject to local regulations of the country in which they are installed, e.g. for Germany, they are entered in the Bauregelliste 2003/2 and they require an EU Certificate of Conformity (CE-mark). Classification to DIN EN 179: 37601352AB/D



No. 142PGN

Anti-panic lock, zinc-plated

With stainless steel fore-end, polished. Spring bolt cannot be turned. Two-piece follower. Prepared for profile cylinder (PZ). Without night latch function.

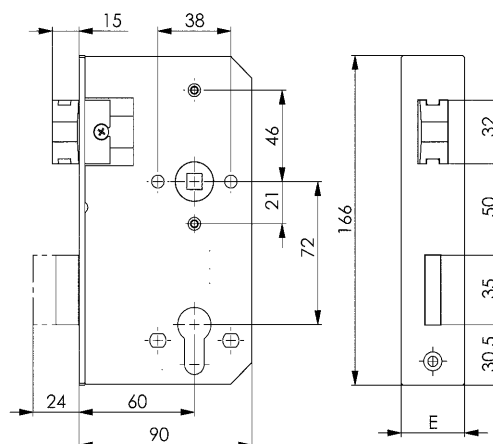
- backset 60 mm
- rotation 2 turns
- follower 9 mm
- centres 72 mm
- Funktion D



Order no.	for case width [mm]	Closure	Door direction	E [mm]	Weight [g]
13417	30	PZ	DIN L	24	770
13433	30	PZ	DIN R	24	770
13458	40	PZ	DIN L	33	800
13474	40	PZ	DIN R	33	800

R = right, L = left

Cased lock, empty, see no. 140K!



No. 491N

Furniture set for anti-panic lock

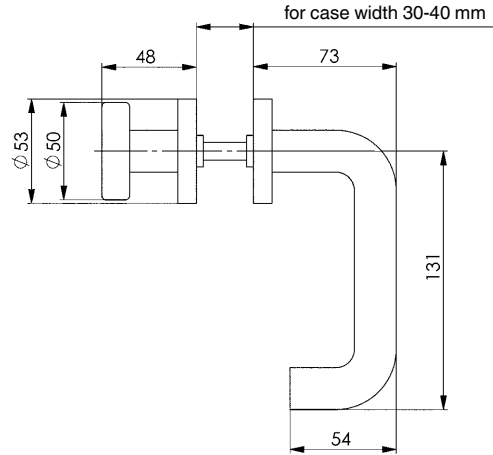
Suitable for lock cases no. 140P.
Stainless steel, with 9 mm spindle, without cylinder rose.



Order no.	Handle set	Handle, single, female	Weight [g]
553120	●	-	530

Note:

Emergency-exit closure systems in accordance with DIN EN 179 must be tested and certified as an assembly of lock and fixture. The product must be used as one assembly. However, tender and delivery can be done separately.



No. 492N

Lever set for anti-panic lock

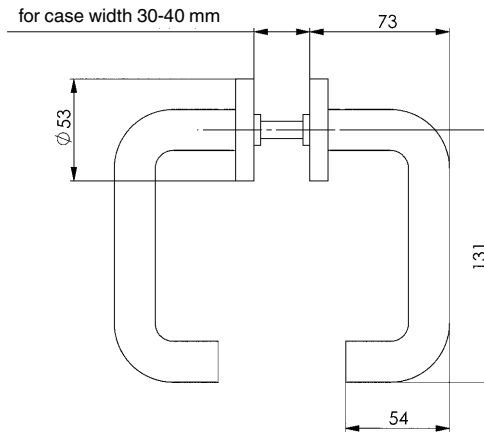
Suitable for lock cases no. 140PGN.
Stainless steel, with 9 mm split spindle, without cylinder rose.



Order no.	Handle set	Handle, single, female	Weight [g]
553121	●	-	520

Note:

Emergency-exit closure systems in accordance with DIN EN 179 must be tested and certified as an assembly of lock and fixture. The product must be used as one assembly. However, tender and delivery can be done separately.



No. 448

Cylinder rose set

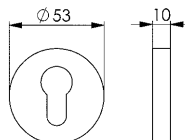
Suitable for use with detachable fitting 491N and lever fitting 492N, stainless steel.



Order no.	Dimension [mm]	Weight [g]
555069	Ø53 x 10	26

Note:

Emergency exit closure systems in accordance with DIN EN 179 must be tested and certified as an assembly of lock and fixture. The certified cylinder rose protrudes 2 mm over the lock case.



Subject to technical alterations.

No. 140PS

Self-locking lock case

With zinc-plated lock no. 142PS-**, with stainless steel fore-end, ground. Spring bolt cannot be turned.

Prepared for profile cylinder (PZ). With night latch.

Incl. lever rose set no. 494.

- Backset 60 mm
- Spindle 8 mm
- Spacing 72 mm


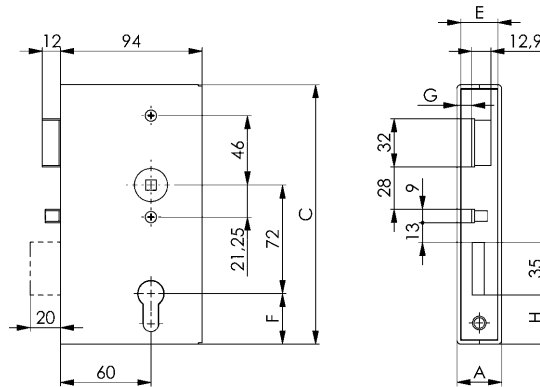
Order no.	Case width A [mm]	Closure	Door direction	C [mm]	E [mm]	F [mm]	G [mm]	H [mm]	Material thickness [mm]	Weight [g]
555070	30	PZW	DIN L	172	24	33,5	9,6	32,5	2,5	1530
555071	30	PZW	DIN R	172	24	33,5	9,6	32,5	2,5	1530
555073	40	PZW	DIN L	173	33	34,0	14,9	33,25	3,0	1800
555077	40	PZW	DIN R	173	33	34,0	14,9	33,25	3,0	1800

Application:

Mechanically self-locking lock with one-part spindle. The automatic self-locking mechanism ensures secure locking through the deadbolt, as soon as the door closes. With this lock, the fixed knob on the outside of the door prevents unauthorised access. The door can be opened from outside via the night latch function only using the key. From inside, the door basically has to be opened via the door lever even when locked.



555070



Subject to technical alterations.

No. 142PS

Self-locking lock, galvanised

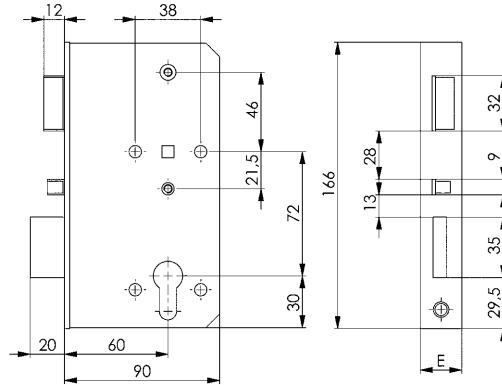
With stainless steel fore-end, ground. Spring bolt cannot be turned.

Prepared for profile cylinder (PZ). With night latch.

- Backset 60 mm
- Spindle 8 mm
- Spacing 72 mm



Order no.	for case width [mm]	Closure	Door direction	E [mm]	Weight [g]
555078	30	PZW	DIN L	24	770
555079	30	PZW	DIN R	24	770
555080	40	PZW	DIN L	33	810
555081	40	PZW	DIN R	33	810



No. 147NIPS

Striking plate, V2A

Stainless steel.

Accessories: 2 flat-head screws M4x8 mm, stainless steel.



Order no.	for case width [mm]	A [mm]	Material thickness [mm]	Weight [g]
555043	30	24	3	55
555044	40	36	3	100

Application:

Suitable for striking boxes for sliding bolts:

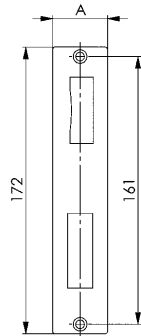
Order no. 555043: 144ET, 146ET, 147, 147B Case width 30 mm

Order no. 555044: 144ET, 146ET, 147, 147A, 147B Case width 40 mm

Suitable for cased locks:

Order no. 555043: 140PS Case width 30 mm

Order no. 555044: 140PS Case width 40 mm





No. 140RD

Lock case with roller latch rim deadlock for triangular and profile cylinders, bare-metal

with zinc-plated roller latch rim deadlock for triangular and profile cylinder no. 142RD, with stainless steel fore-end. Can be used on left or right. Prepared for triangular and profile cylinder (PZ).

Without night latch.

- backset 30 and 60 mm
- rotation 1-turn
- spacing 72 mm



Order no.	Case width A [mm]	Closure	B [mm]	C [mm]	E [mm]	F [mm]	H [mm]	Weight [g]
557063	30	PZ	94	172	24	33,5	33,5	1470
557066	40	PZ	94	173	33	34,5	34,0	2550

Application:

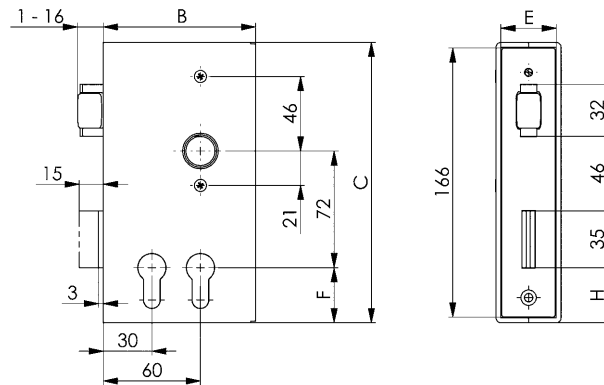
The practical solution when two people (or groups of people) require independent access: for example fire-brigade approaches or waste-container enclosures. The lock case with two cylinders permits access for the fire brigade or disposal companies via triangular socket spanner, and can also be integrated into the normal master-key system. After the bolt is pushed back, the gate can be pushed open easily via the roller latch (stationary hardware recommended).

Note:

The cylinders can be actuated separately from one another and open or close the bolt. Installation of triangular and profile cylinder without jamming of the lock regardless of key bit position possible when withdrawing the triangular socket spanner.

However, ensuring the following arrangement of triangular and profile cylinder is absolutely essential:

- backset 30 mm: profile cylinder
- backset 60 mm: triangular cylinder



No. 142RD

Roller latch rim deadlock for triangular and profile cylinders, zinc-plated

with stainless steel fore-end. Can be used on left or right. Prepared for triangular and profile cylinder (PZ). Without night latch.

- backset 30 and 60 mm
- rotation 1-turn
- spacing 72 mm



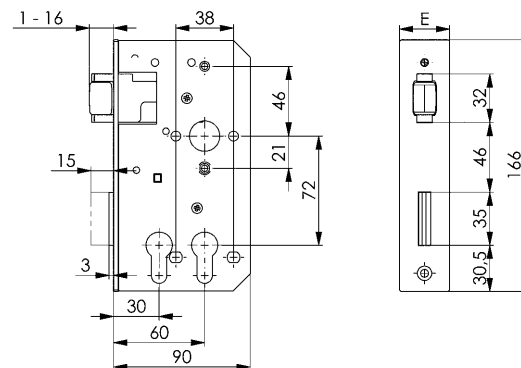
Order no.	for case width [mm]	Closure	E [mm]	Weight [g]
557070	30	PZ	24	728
557072	40	PZ	33	763

Note:

The cylinders can be actuated separately from one another and open or close the bolt. Installation of triangular and profile cylinder without jamming of the lock regardless of key bit position possible when withdrawing the triangular socket spanner.

However, ensuring the following arrangement of triangular and profile cylinder is absolutely essential:

- backset 30 mm: profile cylinder
- backset 60 mm: triangular cylinder



No. 140DK

Lock case for two profile cylinders, empty

Accessories: handle rosette set no. 494.

Order no.	Case width A [mm]	C [mm]	F [mm]	Weight [g]
11197	30	172	33,5	780
14662	40	173	34,0	1000

CAD



Subject to technical alterations.

No. 140R

Lock case with roller latch rim deadlock, bare metal

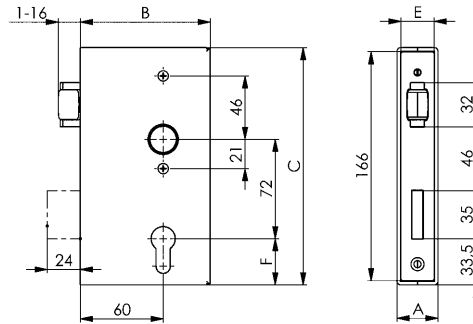
With zinc-plated roller latch rim deadlock no. 142R-**, with stainless steel fore-end. Can be used on left or right. Prepared for profile cylinder (PZ) or bit key adapter set. With night latch function.

- backset 60 mm
- rotation 2 turn
- centres 72 mm

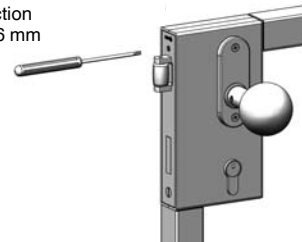


Order no.	Case width A [mm]	Closure	B [mm]	C [mm]	E [mm]	F [mm]	Weight [g]
12864	30	PZW	94,0	172	24	33,5	1550
12880	40	PZW	94,5	173	33	34,5	1820

Cased lock, empty, see no. 140K!



Setting the latch projection
Adjustment range: 1-16 mm



Recommendations



No. 486Z,
page 61



No. 55,
page 66

No. 142R

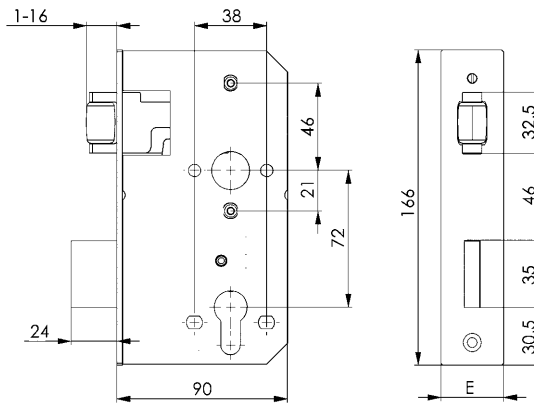
Roller latch rim deadlock, galvanised

Can be used on left or right. With stainless steel fore-end, prepared for profile cylinder (PZ) or bit key adapter set. Night latch function.

- backset 60 mm
- rotation 2 turns
- centres 72 mm



Order no.	for case width [mm]	Closure	E [mm]	Weight [g]
12906	30	PZW	24	750
12922	40	PZW	33	810



No. 147RNI

Striking plate, V2A

stainless steel.

Accessory: 2 stainless steel screws M4x8 mm.



Order no.	for case width [mm]	A [mm]	C [mm]	Material thickness [mm]	Weight [g]
557053	30	24	171	3,0	90
557054	40	33	172	3,0	100

Application:

Suitable for striking boxes for sliding bolts:

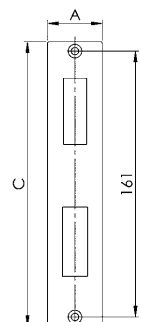
Order no. 557053: 144ET, 146ET, 147, 147B Case width 30 mm

Order no. 557054: 144ET, 146ET, 147, 147A, 147B Case width 40 mm

Suitable for cased locks:

Order no. 557053: 140R, 140RD Case width 30 mm

Order no. 557054: 140R, 140RD Case width 40 mm



Subject to technical alterations.

No. 140S

Sliding-door lock case, bare-metal

with zinc-plated lock no. 142S-**. Follower and latch catch made of cast stainless steel. Optionally prepared for profile cylinder (PZ), Swiss round cylinder (RZ) or bit-key adapter set. With night latch function.

Incl. handle rosette no. 494, and 1 locking pin, stainless steel.

- backset 60 mm
- rotation 1 turn
- follower 8 mm
- centres PZ 72 mm
- centres RZ 74 mm



Recommendations



No. 147S,
page 42



No. 418,
page 56

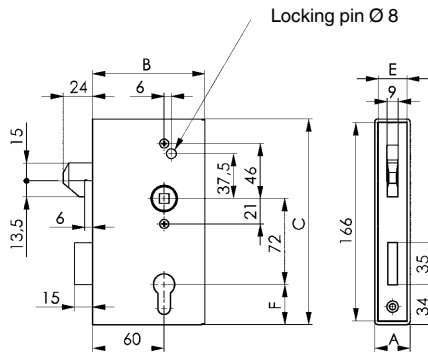


No. 140SNIG,
page 18

Order no.	Case width A [mm]	Closure	B [mm]	C [mm]	D [mm]	E [mm]	F [mm]	Material thickness [mm]	Weight [g]
13987	30	PZW	94	172	72	24	33,5	2,5	1550
13839	30	RZW	94	172	74	24	31,5	2,5	1550
13995	40	PZW	94	173	72	33	34,0	3,0	1820
13821	40	RZW	94	173	74	33	32,0	3,0	1820
14274	50	PZW	94	173	72	43	34,0	3,0	1960
13961	50	RZW	94	173	74	43	32,0	3,0	1960
16832	60	PZW	94	173	72	53	34,0	3,0	2010

Note:

The lock is fastened by a sturdy locating pin in the case, and this retained by a screw from the front face through the latch cut-out. The additional deadbolt option prevents the door being levered out.



No. 142S

Sliding-door lock, zinc-plated

Follower and latch catch made of cast stainless steel. Optionally prepared for profile cylinder (PZ), Swiss round cylinder (RZ) or bit key adapter set. Night latch function.

Incl. 1 locking pin

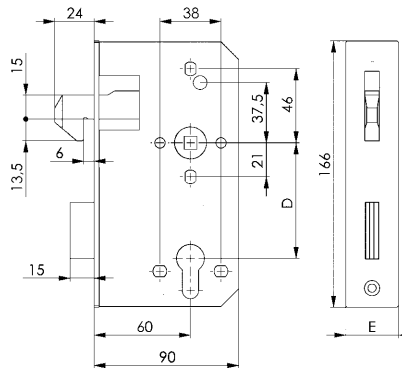
- backset 60 mm
- rotation 1 turn
- follower 8 mm
- centres PZ 72 mm
- centres RZ 74 mm



Order no.	for case width [mm]	Closure	D [mm]	E [mm]	Weight [g]
13789	30	PZW	72	24	800
13797	30	RZW	74	24	800
13805	40	PZW	72	33	830
13813	40	RZW	74	33	830
13847	50	PZW	72	43	870
13946	50	RZW	74	43	870
16816	60	PZW	72	53	880

Note:

The additional deadbolt option prevents the door being levered out.



No. 140SK

Sliding-door lock case, empty

for sliding-door lock no. 142S.

Accessories: handle rosette set no. 494.



Order no.	Case width A [mm]	Closure	C [mm]	D [mm]	F [mm]	Material thickness [mm]	Weight [g]
14076	30	PZW	172	72	33,5	2,5	780
14084	30	RZW	172	74	31,5	2,5	780
14191	40	PZW	172	72	34,0	3,0	820
14217	40	RZW	172	74	32,0	3,0	1000
14233	50	PZW	173	72	34,0	3,0	1150
14258	50	RZW	173	74	32,0	3,0	1155
16790	60	PZW	173	72	34,0	3,0	1170

Subject to technical alterations.

No. 140SD

Sliding-door lock case for two profile cylinders, bare-metal

with zinc-plated lock no. 142SD. Follower and latch catch made of cast stainless steel. Prepared for profile cylinder (PZ). With night latch function.

Incl. handle rosette no. 494, and 1 locking pin, stainless steel.

- backset 30 and 60 mm
- rotation 1 turn
- follower 8 mm
- centres 72 mm



Recommendations



No. 147SNIG-XX-06, page 19



No. 418, page 56



No. 55, page 66

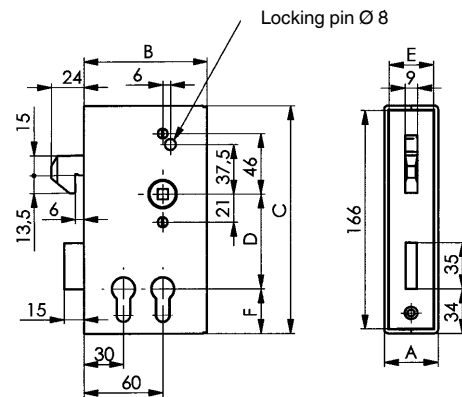
Order no.	Case width A [mm]	Closure	B [mm]	C [mm]	D [mm]	E [mm]	F [mm]	Material thickness [mm]	Weight [g]
16212	40	PZW	94,5	173	72	33	34	3,0	1820

Application:

The practical solution when two people (or groups of people) require independent access: for example fire-brigade approaches or waste-container enclosures. The cased lock with two profile cylinders permits access for the fire brigade or disposal companies via general key, and can also be integrated into the normal master-key system.

Note:

- Installation of two profile cylinders that can be operated independently of one another required
- Cam position up to 45°



No. 142SD

Sliding-door lock for two profile cylinders, zinc-plated

Follower and latch catch made of cast stainless steel. Prepared for profile cylinder (PZ). Night latch function.

Incl. 1 locking pin.

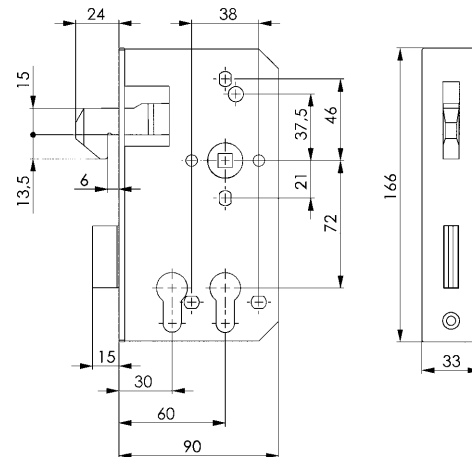
- backset 30 and 60 mm
- rotation 1 turn
- follower 8 mm
- centres 72 mm



Order no.	for case width [mm]	Closure	E [mm]	Weight [g]
16238	40	PZW	33	810

Note:

- Installation of two profile cylinders that can be operated independently of one another required
- Cam position up to 45°



No. 140SDK

Sliding-door lock case for two profile cylinders, empty

for sliding-door lock no. 142SD.

Accessories: handle rosette set no. 494.

Order no.	Case width A [mm]	Closure	C [mm]	F [mm]	Weight [g]
16220	40	PZW	173	34	1000



No. 147SNIG-XX-06

Sliding gate striking plate, V2A

stainless steel.
Accessory: 2 stainless steel screws M5 x 10 mm.



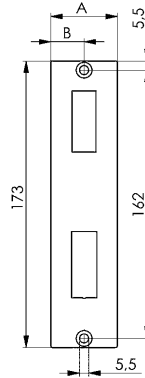
Order no.	for case width [mm]	A [mm]	B [mm]	Material thickness [mm]	Weight [g]
553125	30	30	15	3,0	95
154815	40	40	20	3,0	100

Application:

Suitable for no. 140S, 142S, 140SD and 142SD.

Note:

This striking plate can be used to advantage when the frame serves as the sliding bolt. In this case it is not necessary to make precise cut-outs for the latch and deadbolt.



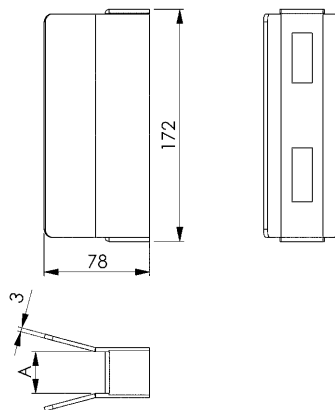
No. 147S

Sliding-door lock casing, bare-metal

for welding.



Order no.	for case width [mm]	A [mm]	Weight [g]
14134	30	31	775
14142	40	41	830



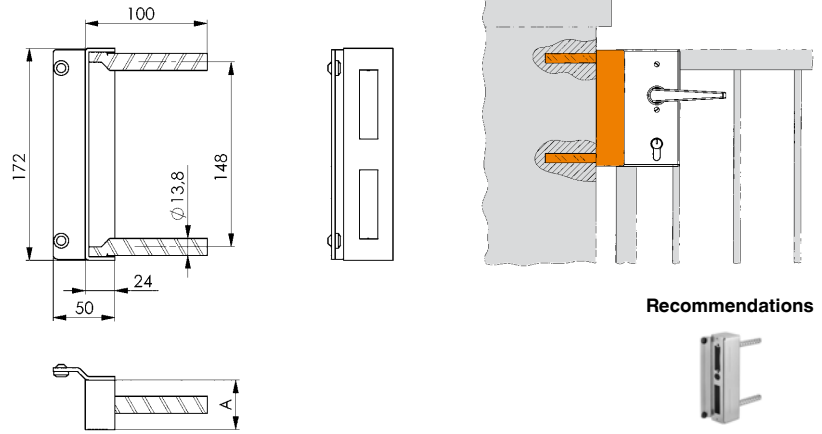
No. 145

Lock casing, zinc-plated

for installation by drilling.
Can be used on left or right.



Order no.	for case width [mm]	A [mm]	Weight [g]
14829	30	30	500
14845	40	40	580



Recommendations



No. 147,
page 47

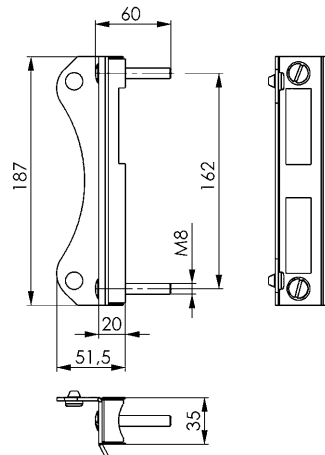
No. 145A

Lock casing, zinc-plated

For screwing on.
Can be used on left or right.



Order no.	for case width [mm]	Weight [g]
16329	30	330
16360	40	350



Recommendations



No. 147A,
page 47



No. 145G,
page 44

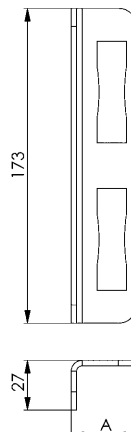
No. 145W

Stop

for welding.
Can be used on left or right.



Order no.	for case width [mm]	A [mm]	Weight [g]
524397	30	36	200
524330	40	45	230



CAD

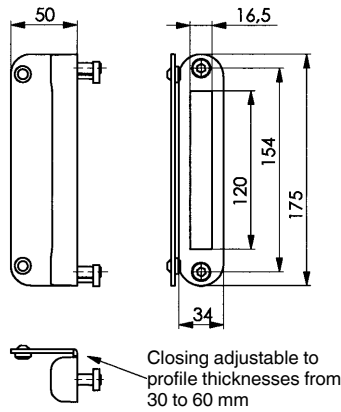
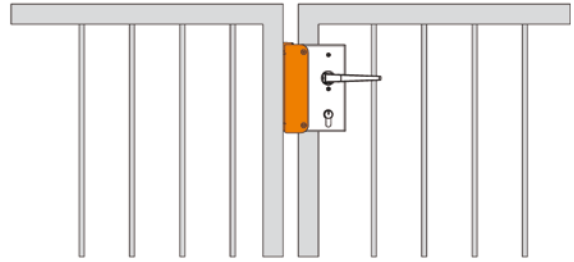
Subject to technical alterations.

No. 145G

Lock casing, bare-metal

For screwing on. Housing made of light metal, stop made of stainless steel. Can be used on left or right. For profiles adjustable 30 - 60 mm.
Incl. installation accessories.

Order no.	for case width	Weight [g]
	[mm]	
12526	30 - 60	650



Recommendations



No. 147A, page 47

CAD

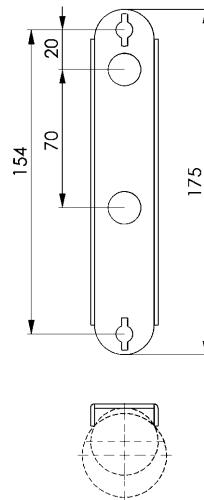


No. 107G-25

Round-profile support

from aluminium. Suitable for lock casing 145G.

Order no.	For tubes with outside diameter	Weight [g]
	[mm]	
12542	34 - 60	120

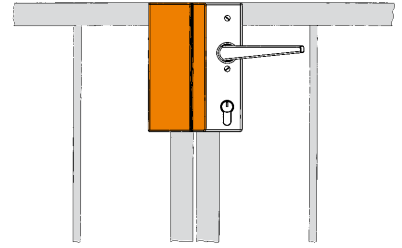
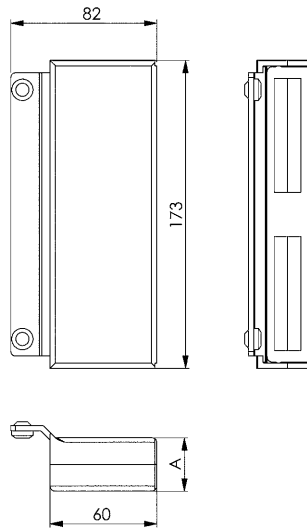


No. 146GS

Striking box, bare-metal, narrow

for welding for double gates.
Can be used on left or right.

Order no.	for case width [mm]	A [mm]	Weight [g]
17954	30	30	784
551708	40	40	922

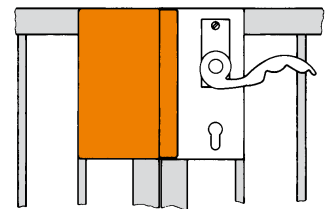
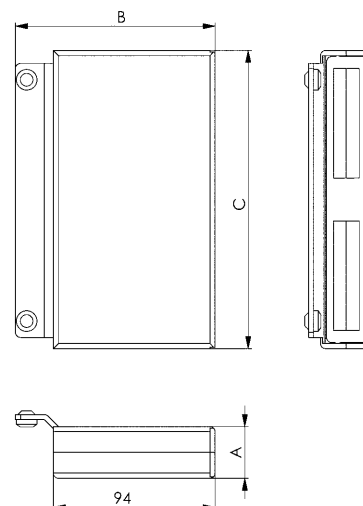


No. 144GS

Striking box, bare-metal

for welding for double gates.
Can be used on left or right.

Order no.	for case width [mm]	A [mm]	B [mm]	C [mm]	Weight [g]
17921	30	30	116	172	1061
17939	40	40	119	173	1269
17947	50	50	119	173	1452



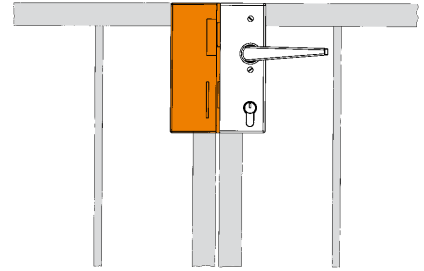
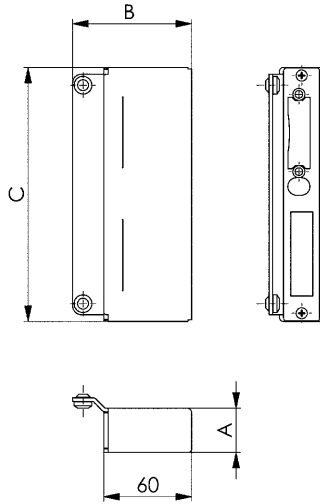
Subject to technical alterations.

No. 146ET

Striking box, bare-metal, narrow

for welding for double gates.
Can be used on left or right. Prepared for electric door opener.
Incl. zinc-plated striking plate.

Order no.	for case width [mm]	A [mm]	B [mm]	C [mm]	Weight [g]
14746	30	30	80,5	172	725
10330	40	40	81,0	173	920



Recommendations



No. 148,
page 48

CAD

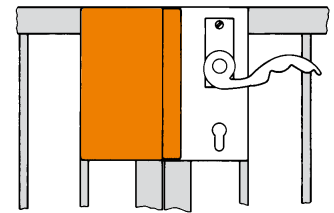
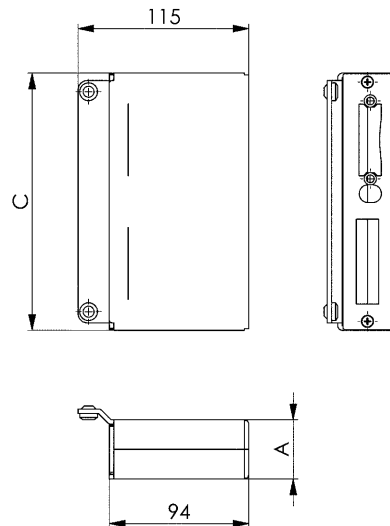


No. 144ET

Striking box, bare-metal

for welding for double gates.
Can be used on left or right. Prepared for electric door opener.
Incl. zinc-plated striking plate.

Order no.	for case width [mm]	A [mm]	C [mm]	Weight [g]
14704	30	30	172	935
14738	40	40	173	1275
14761	50	50	173	1354
14787	60	60	173	1525



Recommendations



No. 151NI,
page 49

CAD



Subject to technical alterations.

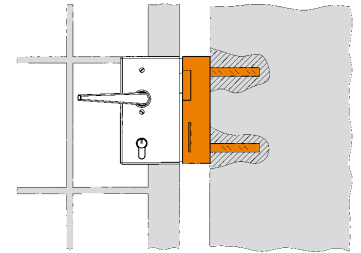
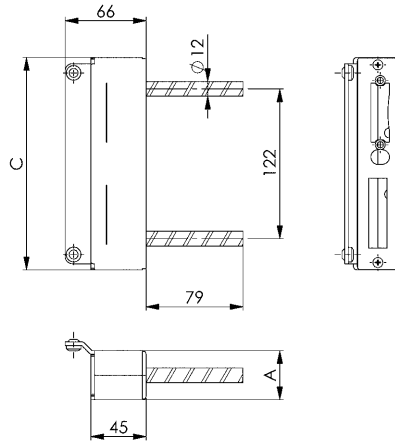
No. 147

Lock casing, zinc-plated

for installation by drilling.
Can be used on left or right. Prepared for electric door opener.
Incl. zinc-plated striking plate.



Order no.	for case width [mm]	A [mm]	C [mm]	Weight [g]
18655	30	30	172	900
14894	40	40	173	1010
14902	50	50	173	1360



Recommendations



No. 145, page 43



No. 148, page 48

No. 147A

Lock casing, zinc-plated

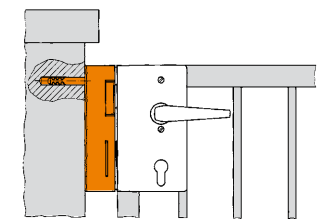
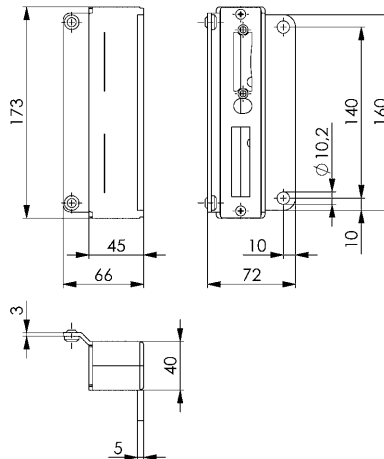
for installation with wall plugs.
Can be used on left or right. Prepared for electric door opener.
Incl. zinc-plated striking plate.



Order no.	for case width [mm]	Weight [g]
14977	40	910

On request:

Striking box that fits 30 mm case width.



Recommendations



No. 144ET, page 46



No. 148, page 48

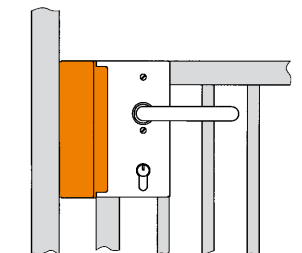
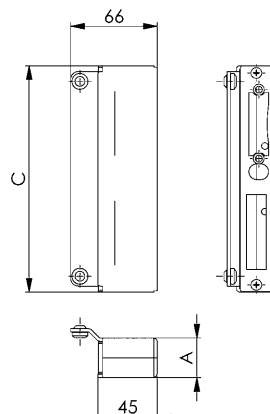
No. 147B

Lock casing, bare-metal

for welding.
Can be used on left or right. Prepared for electric door opener.
Incl. zinc-plated striking plate.



Order no.	for case width [mm]	A [mm]	C [mm]	Weight [g]
18630	30	30	172	800
14878	40	40	173	865
14852	50	50	173	965



Recommendations



No. 146ET, page 46



No. 148, page 48

Subject to technical alterations.

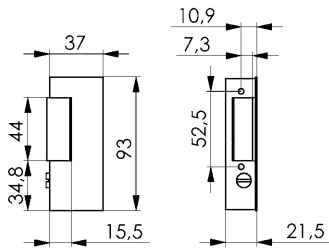
No. 148

Electric door-opener

Operating voltage 6-12V. For alternating current (protection class IP65), fail-safe version.



14936/14969



Order no.	Unlatcher	Retainer	Door direction	Weight [g]
14910	-	-	DIN L	310
14928	-	-	DIN R	310
14936	●	-	DIN L	310
14944	●	-	DIN R	310
14969	●	●	DIN L	310
14985	●	●	DIN R	310

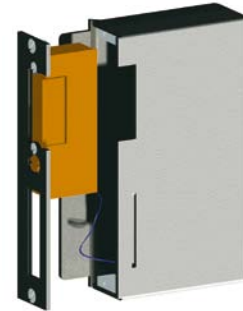
R = right, L = left

Application:

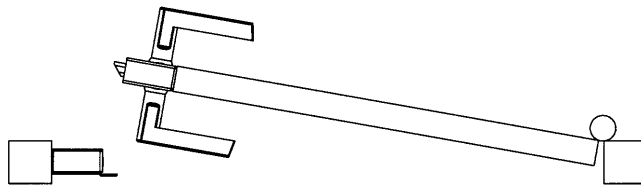
With both the striking box and the cased lock, the electric door-opener is installed from the front. The recesses for the door opener must be cut out in the strike plate, strike box or lock case.

On request:

Version without unlocking and without retainer (latching) in closed-circuit design available in 12V or 24V direct current.



Example: Door closing DIN L with ET for door direction DIN L



Retainer

The retainer keeps the door opener unlatched until the door is opened even after contact is made. Entry is only possible once. The retainer functions by internal electronics. Retaining function for one-off, time-delayed entry.

Unlatcher

Unlatching is performed using the adjustment screw and deactivates the door opener function during visiting hours. The door opener spring bolt is movable, the door can be opened and closed as many times as desired.

- Screw slot vertical = free access
- Screw slot horizontal = normal door opener function



No. 151NI

Espagnolette, rail-guided

for securing the second door leaf of two-leaf doors.
Stainless steel, can be used on left or right.

Suitable for pipe profile from 30x30 mm.

Accessory:

4 stainless steel flat-head screws,
stainless steel actuator knob,
bare-metal bolt guide sleeve for latch,
stainless steel bolt guide sleeve for latch,
template for marking the aperture,
installation instructions.



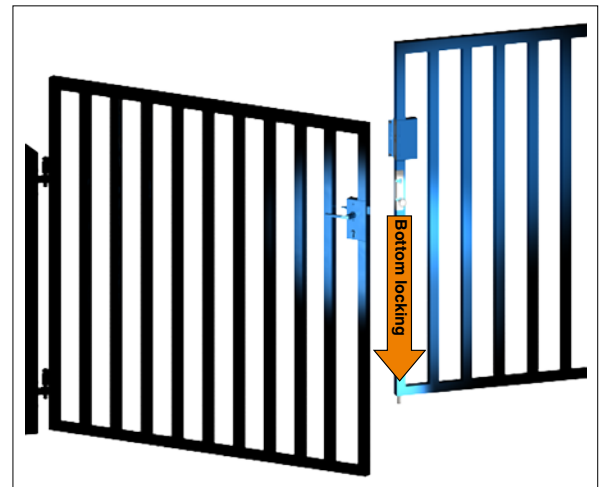
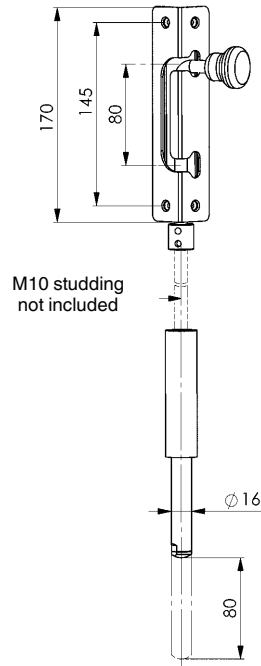
Order no.	Suitable for tube profiles from [mm]	Thickness of the pipe profile [mm]	Weight [g]
11064	30 x 30	2	500

Application:

This version is particularly resistant to dirt and ice and provides excellent protection against vandalism. The rail-guided movement of the handle prevents the espagnolette from being pushed down to the unlocked position.

Note:

Rectangular tube and M10 studding are not supplied as standard.



No. 151C

Espagnolette, Convenient

for securing the second door leaf of two-leaf doors.
Aluminium housing, can be used on right or left.

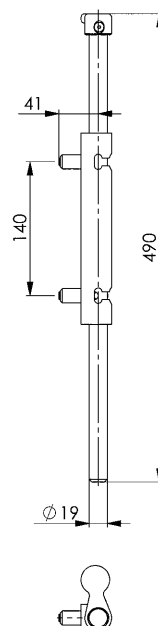
Suitable for pipe profiles from 30x30 mm.

Accessory:

2 blind nuts for installation,
aluminium actuator knob,
aluminium actuating bolt,
template for marking the aperture,
installation instructions.



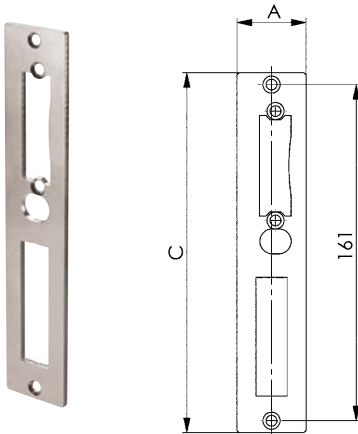
Order no.	Suitable for tube profiles from [mm]	Thickness of the pipe profile [mm]	Weight [g]
554189	30 x 30	2-3	1510



No. 147NI

Striking plate, V2A

stainless steel.
Accessory: 2 stainless steel screws M4x8 mm.



Order no.	for case width [mm]	A [mm]	C [mm]	Material thickness [mm]	Weight [g]
553126	30	24,0	171	3	55
553127	-	34,0	172	3	95
553128	40	33,0	172	3	90
553438	42	35,4	172	3	100
553129	50	43,0	172	3	135
553130	60	53,0	172	3	170

Application:

Suitable for striking boxes with sliding bolts:
Order no. 553126: 144ET, 146ET, 147, 147B Case width 30 mm
Order no. 553128: 144ET, 146ET, 147, 147A, 147B Case width 40 mm
Order no. 553129: 144ET, 147, 147B Case width 50 mm
Order no. 553130: 144ET Case width 60 mm

Suitable for cased locks:
Order no. 553126: 141U, 140U, 140UM, 140D, 140P, 140PGN Case width 30 mm
Order no. 553127: 140U Case width 34 mm
Order no. 553128: 141U, 140U, 140UM, 140UMV, 140D, 140P, 140PGN Case width 40 mm
Order no. 553438: 140UNIG Case width 42,4 mm
Order no. 553129: 140U Case width 50 mm
Order no. 553130: 140U Case width 60 mm

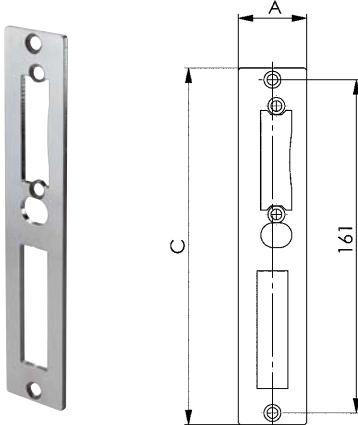
Note:

These striking plates can be used to advantage if the frame also serves as the „lock casing“. It is then not necessary to create precise recesses for the hook latch and deadbolt.
The bores for fastening the striking plate in the closing or striking box are centrally arranged.

No. 147V

Striking plate, zinc-plated

Accessory: 2 stainless steel screws M4x8 mm.



Order no.	for case width [mm]	A [mm]	C [mm]	Material thickness [mm]	Weight [g]
553131	30	24	171	3	55
553132	-	34	172	3	95
553133	40	33	172	3	90
553134	50	43	172	3	135
553135	60	53	172	3	170

Application:

Suitable for striking boxes with sliding bolts:
Order no. 553131: 144ET, 146ET, 147, 147B Case width 30 mm
Order no. 553133: 144ET, 146ET, 147, 147A, 147B Case width 40 mm
Order no. 553134: 144ET, 147, 147B Case width 50 mm
Order no. 553135: 144ET Case width 60 mm

Suitable for cased locks:
Order no. 553131: 141U, 140U, 140UM, 140D, 140P, 140PGN Case width 30 mm
Order no. 553132: 140U Case width 34 mm
Order no. 553133: 141U, 140U, 140UM, 140UMV, 140D, 140P, 140PGN Case width 40 mm
Order no. 553134: 140U Case width 50 mm
Order no. 553135: 140U Case width 60 mm

Note:


These striking plates can be used to advantage if the frame also serves as the „lock casing“. It is then not necessary to create precise recesses for the hook latch and deadbolt.
The bores for fastening the striking plate in the closing or striking box are centrally arranged.

QUALITY THAT OPENS ALL DOORS FOR YOU ...

SUITABLE LOCK CASE ACCESSORIES

ON THE FOLLOWING PAGES YOU WILL FIND:

- > suitable fittings for your lock case or tube-frame lock, whether in round, angular or hammer-finished form, in stainless steel, aluminium or forged steel.
- > suitable accessories for security and protection, for fastening and installation, or simply as replacements and supplements.



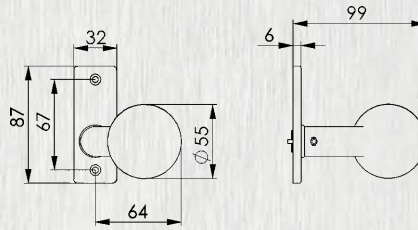
No. 438

Door knob, cranked

Stainless steel. Installed on edged furniture rose.
 17269 rigid installation, can be used on left or right
 17194 rigid installation, rotatable
 Incl. 2 stainless steel screws.



Order no.	Fixed	Pivoting	Door knob [mm]	Rose [mm]	Weight [g]
17269	●	-	Ø 55	32 x 87 x 6	220
17194	-	●	Ø 55	32 x 87 x 6	220



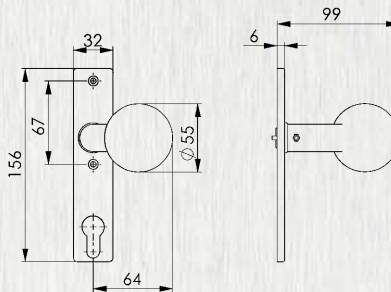
No. 439

Door knob, cranked

Stainless steel. Installed on edged short cylinder plate.
 17152 rigid installation, can be used on left or right
 17277 rigid installation, rotatable
 Incl. 2 stainless steel screws.
 Short plate with 72 mm spacing.



Order no.	Fixed	Pivoting	Door knob [mm]	Short plate [mm]	Weight [g]
17152	●	-	Ø 55	32 x 156 x 6	300
17277	-	●	Ø 55	32 x 156 x 6	300



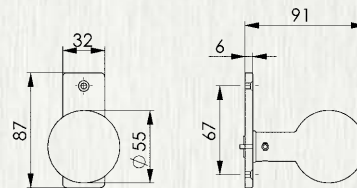
No. 436

Door knob, straight

Stainless steel. Installed on edged furniture rose.
 17186 rigid installation,
 16741 rigid installation., rotatable
 Incl. 2 stainless steel screws.



Order no.	Fixed	Pivoting	Door knob [mm]	Rose [mm]	Weight [g]
17186	●	-	Ø 55	32 x 87 x 6	200
16741	-	●	Ø 55	32 x 87 x 6	200



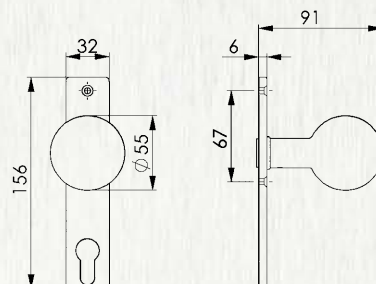
No. 437

Door knob, straight

Stainless steel. Installed on edged short cylinder plate.
 17228 rigid installation
 16782 rigid installation, rotatable
 Incl. 2 stainless steel screws.
 Short plate with 72 mm spacing.



Order no.	Fixed	Pivoting	Door knob [mm]	Short plate [mm]	Weight [g]
17228	●	-	Ø 55	32 x 156 x 6	280
16782	-	●	Ø 55	32 x 156 x 6	280



Subject to technical alterations.

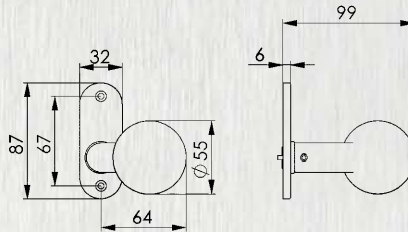
No. 433

Door knob, cranked

Stainless steel. Installed on rounded furniture rose.
 17285 rigid installation, can be used on left or right
 17251 rigid installation, rotatable
 Incl. 2 stainless steel screws.



Order no.	Fixed	Pivoting	Door knob [mm]	Rose [mm]	Weight [g]
17285	●	-	Ø 55	32 x 87 x 6	220
17251	-	●	Ø 55	32 x 87 x 6	220



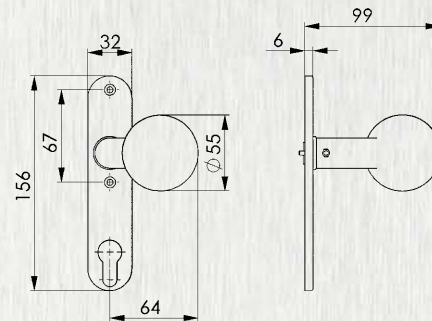
No. 434

Door knob, cranked

Stainless steel. Installed on rounded short cylinder plate.
 17178 rigid installation, can be used on left or right
 17012 rigid installation, rotatable
 Incl. 2 stainless steel screws.
 Short plate with 72 mm spacing.



Order no.	Fixed	Pivoting	Door knob [mm]	Short plate [mm]	Weight [g]
17178	●	-	Ø 55	32 x 156 x 6	300
17012	-	●	Ø 55	32 x 156 x 6	300



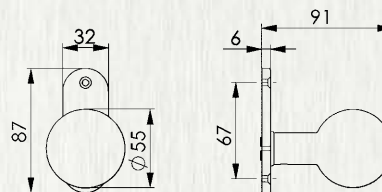
No. 431

Door knob, straight

Stainless steel. Installed on rounded furniture rose.
 17202 rigid installation
 16766 rigid installation, rotatable
 Incl. 2 stainless steel screws.



Order no.	Fixed	Pivoting	Door knob [mm]	Rose [mm]	Weight [g]
17202	●	-	Ø 55	32 x 87 x 6	200
16766	-	●	Ø 55	32 x 87 x 6	200



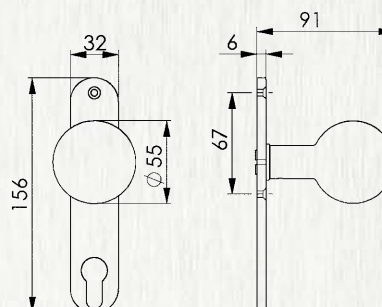
No. 432

Door knob, straight

Stainless steel. Installed on rounded short cylinder plate.
 17244 rigid installation
 16808 rigid installation, rotatable
 Incl. 2 stainless steel screws.
 Short plate with 72 mm spacing.



Order no.	Fixed	Pivoting	Door knob [mm]	Short plate [mm]	Weight [g]
17244	●	-	Ø 55	32 x 156 x 6	280
16808	-	●	Ø 55	32 x 156 x 6	280



Subject to technical alterations.

No. 426

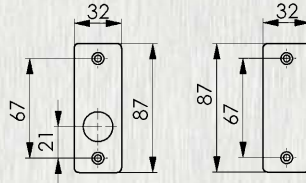
Handle plate

Stainless steel, angular shape.
 10660 with bore for lever actuation
 10652 blind
 Suitable for all cased locks.
 Incl. 2 handle plates for Ø16 mm and Ø18 mm levers,
 2 stainless steel screws.



10660 10652

Order no.	Bore for lever actuation	Dimension	Weight
		[mm]	[g]
10660	●	32 x 87 x 6	120
10652	-	32 x 87 x 6	130



No. 427Z

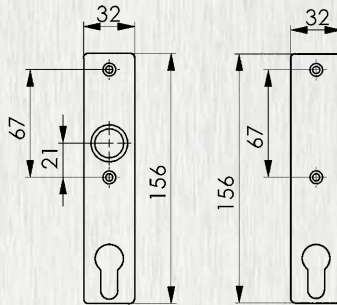
Short cylinder plate

Stainless steel, angular shape.
 10686 with bore for lever actuation.
 10678 blind
 Suitable for all cased locks.
 Incl. 2 handle plates for Ø16 mm and Ø18 mm levers,
 2 stainless steel screws.
 Short cylinder plate with 72 mm centres.



10686 10678

Order no.	Bore for lever actuation	Dimension	Weight
		[mm]	[g]
10686	●	32 x 156 x 6	200
10678	-	32 x 156 x 6	210



No. 420

Handle plate

Stainless steel, rounded shape.
 15099 with bore for lever actuation
 15115 blind
 Suitable for all cased locks.
 Incl. 2 handle plates for Ø16 mm and Ø18 mm levers,
 2 stainless steel screws.

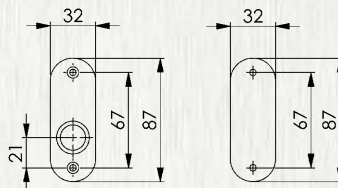


15099 15115

Order no.	Bore for lever actuation	Dimension	Weight
		[mm]	[g]
15099	●	32 x 87 x 6	87
15115	-	32 x 87 x 6	98

Note:

For suitable lever and short spindles see item 457 and 481.



No. 421Z

Short cylinder plate

Stainless steel, rounded shape.
 15073 with bore for lever actuation
 15057 blind
 Suitable for all cased locks.
 Incl. 2 handle plates for Ø16 mm and Ø18 mm levers,
 2 stainless steel screws.
 Short cylinder plate with 72 mm centres.

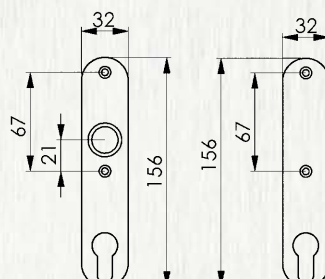


15073 15057

Order no.	Bore for lever actuation	Dimension	Weight
		[mm]	[g]
15073	●	32 x 156 x 6	163
15057	-	32 x 156 x 6	173

Note:

For suitable lever and short spindles see item 457 and 481.

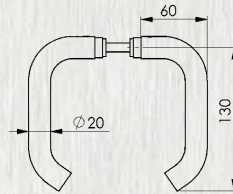


Subject to technical alterations.

No. 419

Lever handles

15651 Lever handles pair, with handle pin
 15644 Lever handles, single, female
 Stainless steel, rounded shape, 18 mm guide, 8 mm spindle.

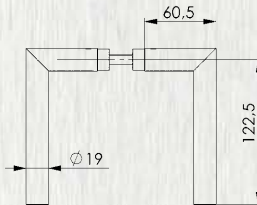


Order no.	Handle set	Handle, single, female	for case width [mm]	Weight [g]
15651	●	-	30 - 50	225
15644	-	●	-	150

No. 424

Lever handles, L-shaped

11288 Lever handles pair, with handle pin
 11304 Lever handles, single, female
 Stainless steel, rounded shape, 18 mm guide, 8 mm spindle.

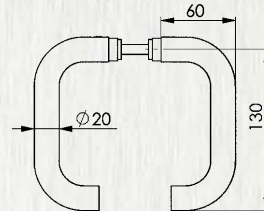


Order no.	Handle set	Handle, single, female	for case width [mm]	Weight [g]
11288	●	-	30 - 60	215
11304	-	●	-	80

No. 425

Lever handles, U-shaped

11437 Lever handles pair, with handle pin
 15313 Lever handles, single, female
 Stainless steel, rounded shape, 18 mm guide, 8 mm spindle.

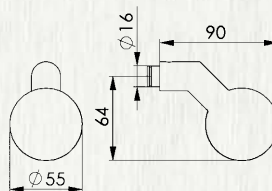


Order no.	Handle set	Handle, single, female	for case width [mm]	Weight [g]
11437	●	-	30 - 50	250
15313	-	●	-	150

No. 435

Door knob, cranked

Stainless steel, rounded shape, 16 mm guide.
 Incl. 1 handle rosette.

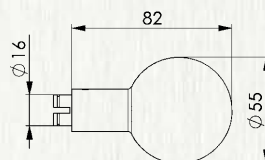


Order no.	Door knob [mm]	Weight [g]
17145	Ø 55	95

No. 430

Door knob, straight

Stainless steel, rounded shape, 16 mm guide.
 Incl. 1 handle rosette.



Order no.	Door knob [mm]	Weight [g]
17160	Ø 55	75

Subject to technical alterations.

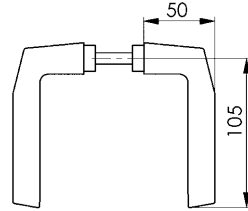
No. 418

Lever handles, straight

15388 Lever handles pair, with handle pin
 15347 Lever handles, single, female
 Light-alloy, silver-coloured (F1), angular shape, 18 mm guide,
 8 mm spindle.




Order no.	Handle set	Handle, single, female	for case width	Weight
			[mm]	[g]
15388	●	-	30 - 50	205
15347	-	●	-	85



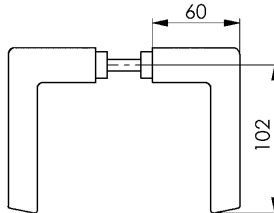
No. 465

Lever handles, straight

15420 Lever handles pair, with handle pin
 15438 Lever handles, single, female
 Light-alloy, silver-coloured (F1), angular shape, 18 mm guide,
 8 mm spindle.



Order no.	Handle set	Handle, single, female	for case width	Weight
			[mm]	[g]
15420	●	-	30 - 50	280
15438	-	●	-	115



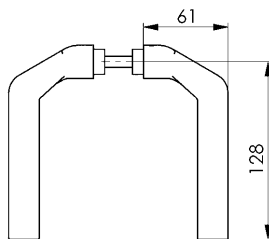
No. 466

Lever handles, cranked

15453 Lever handles pair, with handle pin
 15461 Lever handles, single, female
 Light-alloy, silver-coloured (F1), angular shape, 18 mm guide,
 8 mm spindle.



Order no.	Handle set	Handle, single, female	for case width	Weight
			[mm]	[g]
15453	●	-	30	310
15461	-	●	-	135



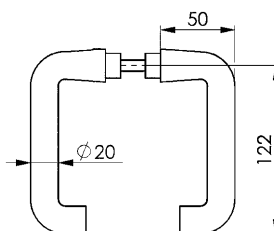
No. 475

Lever handles, U-shaped

11395 Lever handles pair, with lever pin
 15503 Lever handles, single, female
 Light-alloy, silver-coloured (F1), rounded shape, 18 mm guide,
 8 mm spindle.



Order no.	Handle set	Handle, single, female	for case width	Weight
			[mm]	[g]
11395	●	-	30 - 50	300
15503	-	●	-	150




Subject to technical alterations.

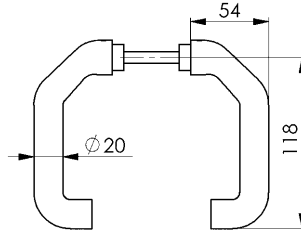
No. 476

Lever handles, U-shaped, cranked

11411 Lever handles pair, with lever pin
 15511 Lever handles, single, female
 Light-alloy, silver-coloured (F1), rounded shape, 18 mm guide,
 8 mm spindle.



Order no.	Handle set	Handle, single, female	for case width	Weight
			[mm]	[g]
11411	●	-	30 - 50	300
15511	-	●	-	150



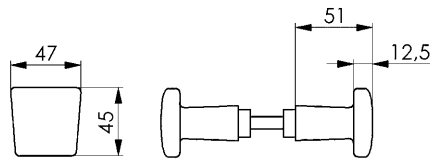
No. 496

Door knob pair, straight

15727 Door knob pair, with lever pin
 15826 Door knob handle, single, female
 Light-alloy, silver-coloured (F1), angular shape, 18 mm guide,
 8 mm spindle.



Order no.	Handle set	Handle, single, female	for case width	Weight
			[mm]	[g]
15727	●	-	30 - 60	270
15826	-	●	-	110



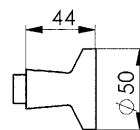
No. 477L

Door knob bore set, straight

Light-alloy, silver-coloured (F1), rounded shape, 18 mm guide.



Order no.	Door knob	Weight
	[mm]	[g]
15529	Ø 50	95

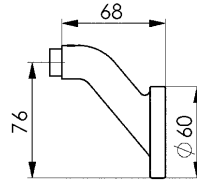



No. 478L

Door knob bore set, cranked

Light-alloy, silver-coloured (F1), rounded shape, 18 mm guide.

Order no.	Door knob [mm]	Weight [g]
15537	Ø 60	165

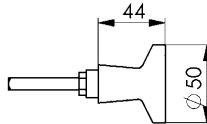


No. 477W

Door knob, pivoting

Light-alloy, silver-coloured (F1), rounded shape, 18 mm guide. with rotating short spindle 8x45 mm. Fixed outer knob. For case width 30, 34 and 40 mm.

Order no.	Door knob [mm]	Weight [g]
15669	Ø 50	140

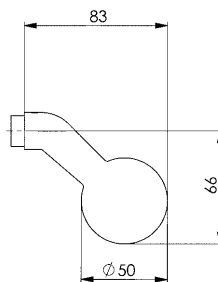


No. 483L

Lever handles bore set, cranked

Light-alloy, silver-coloured (F1), rounded shape, 18 mm guide.

Order no.	Door knob [mm]	Weight [g]
16246	Ø 50	220

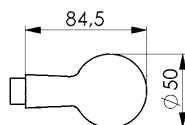


No. 484L

Lever handles bore set, straight

Light-alloy, silver-coloured (F1), rounded shape, 18 mm guide.

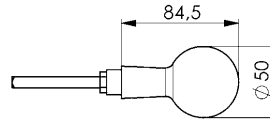
Order no.	Door knob [mm]	Weight [g]
16279	Ø 50	210



No. 484W

Door knob, pivoting

Light-alloy, silver-coloured (F1), rounded shape, 18 mm guide.
With rotating short spindle 8x60 mm. Fixed outer knob. For case width 30-60 mm.

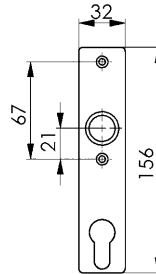


Order no.	Door knob	Weight [g]
	[mm]	
16287	Ø 50	260

No. 497Z

Short cylinder plate

Light-alloy, silver-coloured (F1), angular shape, 18 mm guide.
Suitable for all cased locks.
Incl. 2 stainless steel screws.
Short cylinder plate with 72 mm centres.

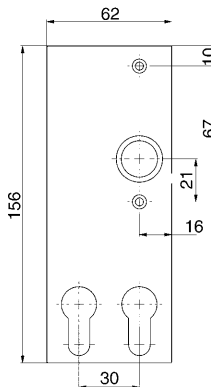


Order no.	Bore for lever actuation	Dimension [mm]	Weight [g]
	16022	●	

No. 497DZ

Short plate for two profile cylinders

Light-alloy, silver-coloured (F1), angular shape, 18 mm guide.
Suitable for all cased locks with two profile cylinders.
Incl. 2 stainless steel screws.
Short cylinder plate with 72 mm centres.
Both sides usable.



Order no.	Bore for lever actuation	Dimension [mm]	Weight [g]
	16295	●	

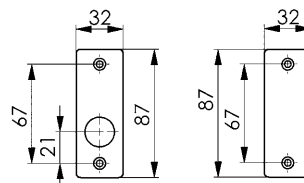
No. 498

Handle plate

Light-alloy, silver-coloured (F1), angular shape, 18 mm guide.
15859 with bore for lever actuation
15867 blind
Suitable for all cased locks.
Incl. 2 stainless steel screws.



15859 15867



Order no.	Bore for lever actuation	Dimension [mm]	Weight [g]
	15859	●	
15867	-	32 x 87 x 7	33

Subject to technical alterations.

No. 479

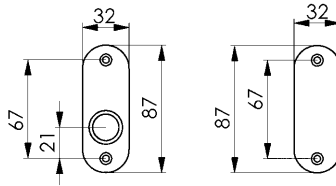
Handle plate

Light-alloy, silver-coloured (F1), rounded shape, 18 mm guide.
 15545 with bore for lever actuation
 15560 blind
 Suitable for all cased locks.
 2 stainless steel screws.

Order no.	Bore for lever actuation	Dimension	Weight [g]
		[mm]	
15545	●	32 x 87 x 7	30
15560	-	32 x 87 x 7	40



15545 15560



No. 480

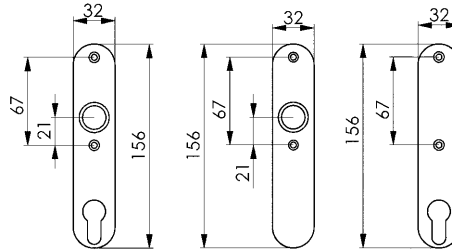
Short plate

Light-alloy, silver-coloured (F1), rounded shape, 18 mm guide.
 15552 with bore for lever actuation, with profile cylinder recess
 15495 with bore for lever actuation
 15578 with profile cylinder recess
 Suitable for use with all lock cases.
 Incl. 2 stainless steel screws.
 Short cylinder plate with 72 mm spacing.

Order no.	Bore for lever actuation	PZ piercing	Dimension	Weight [g]
			[mm]	
15552	●	●	32 x 156 x 7	60
15495	●	-	32 x 156 x 7	75
15578	-	●	32 x 156 x 7	65



15552 15495 15578

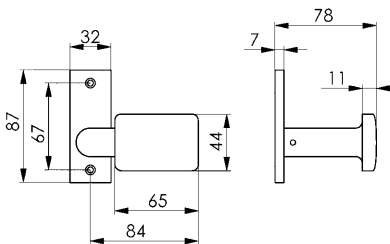


No. 485

Door knob, cranked

Light-alloy, silver-coloured (F1). Installed on edged furniture rose.
 15743 rigid installation, can be used on left or right
 15768 rigid installation, rotatable
 Incl. 2 stainless steel screws.

Order no.	Fixed	Pivoting	Door knob	Rose	Weight [g]
			[mm]	[mm]	
15743	●	-	65 x 44	32 x 87 x 7	230
15768	-	●	65 x 44	32 x 87 x 7	230

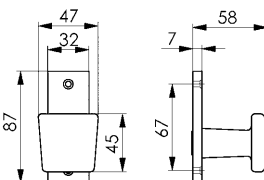


No. 495

Door knob, straight

Light-alloy, silver-coloured (F1). Installed on edged furniture rose.
 15800 rigid installation, can be used on left or right
 15842 rigid installation, rotatable
 Incl. 2 stainless steel screws.

Order no.	Fixed	Pivoting	Door knob	Rose	Weight [g]
			[mm]	[mm]	
15800	●	-	47 x 45	32 x 87 x 7	180
15842	-	●	47 x 45	32 x 87 x 7	155



Subject to technical alterations.

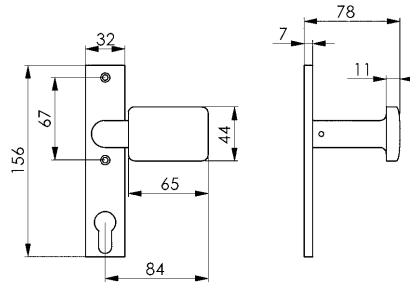
No. 486Z

Door knob, cranked

Light-alloy, silver-coloured (F1).
 Installed on edged short cylinder plate.
 15701 rigid installation, can be used on left or right
 15735 rigid installation, rotatable
 Incl. 2 stainless steel screws.
 Short plate with 72 mm spacing.



Order no.	Fixed	Pivoting	Door knob [mm]	Short plate [mm]	Weight [g]
15701	●	-	65 x 44	32 x 156 x 7	230
15735	-	●	65 x 44	32 x 156 x 7	230



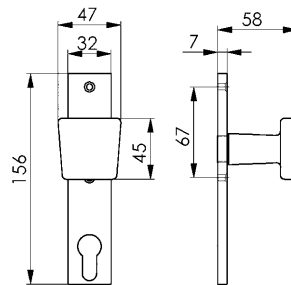
No. 495Z

Door knob, straight

Light-alloy, silver-coloured (F1).
 Rigid installation on angular short cylinder plate.
 Incl. 2 stainless steel screws.
 Short cylinder plate with 72 mm centres.



Order no.	Fixed	Pivoting	Door knob [mm]	Short plate [mm]	Weight [g]
16170	●	-	47 x 45	32 x 156 x 7	435



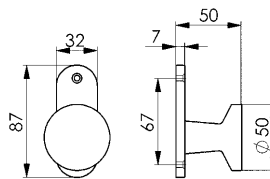
No. 471

Door knob, straight

Light-alloy, silver-coloured (F1).
 Rigid installation on rounded handle plate.
 Incl. 2 stainless steel screws.



Order no.	Fixed	Pivoting	Door knob [mm]	Rose [mm]	Weight [g]
15586	●	-	Ø 50	32 x 87 x 7	140



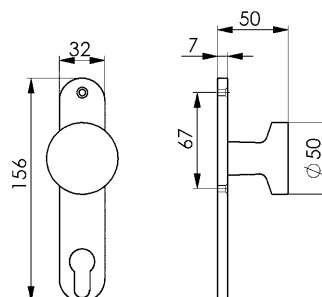
No. 472Z

Door knob, straight

Light-alloy, silver-coloured (F1).
 Rigid installation on rounded short cylinder plate.
 Incl. 2 stainless steel screws.
 Short cylinder plate with 72 mm centres.



Order no.	Fixed	Pivoting	Door knob [mm]	Short plate [mm]	Weight [g]
15594	●	-	Ø 50	32 x 156 x 7	170



Subject to technical alterations.

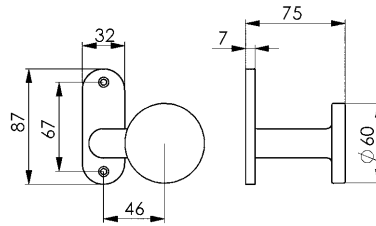
No. 473

Door knob, cranked

Light-alloy, silver-coloured (F1).
Rigid installation on rounded handle plate.
Can be used on left or right.
Incl. 2 stainless steel screws.



Order no.	Fixed	Pivoting	Door knob [mm]	Rose [mm]	Weight [g]
15602	●	-	Ø 60	32 x 87 x 7	210



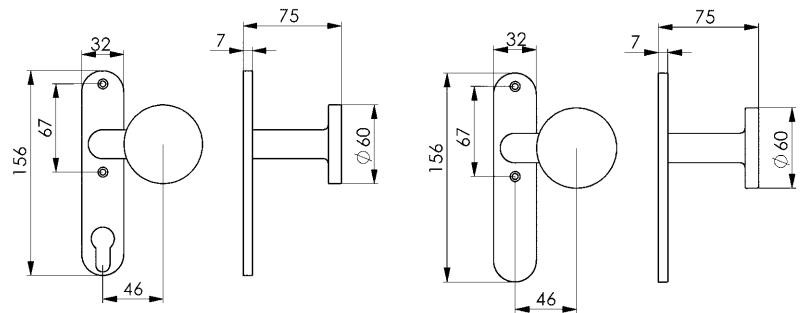
No. 474Z

Door knob, cranked

Light-alloy, silver-coloured (F1).
Rigid installation on rounded short cylinder plate.
15628 with profile cylinder recess
15693 without profile cylinder recess
Convertible right/left.
Incl. 2 stainless steel screws.
Short plate with 72 mm spacing.



Order no.	PZ piercing	Door knob [mm]	Short plate [mm]	Weight [g]
15628	●	Ø 60	32 x 156 x 7	235
15693	-	Ø 60	32 x 156 x 7	245




15628

15693

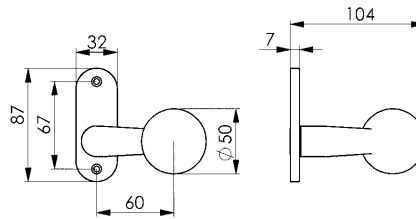
No. 483

Door knob, cranked

Light-alloy, silver-coloured (F1).
Rigid installation on rounded handle plate.
Can be used on left or right.
Incl. 2 stainless steel screws.



Order no.	Fixed	Pivoting	Door knob [mm]	Rose [mm]	Weight [g]
16253	●	-	Ø 50	32 x 87 x 7	300



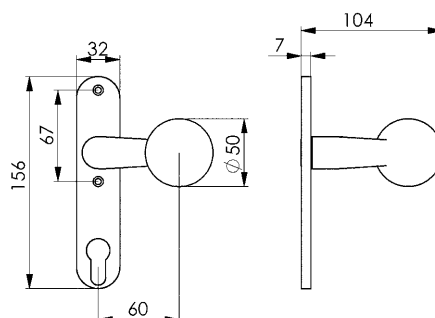
No. 483Z

Door knob, cranked

Light-alloy, silver-coloured (F1).
Rigid installation on rounded short cylinder plate.
Can be used on left or right
Incl. 2 stainless steel screws.
Short cylinder plate with 72 mm centres.



Order no.	Fixed	Pivoting	Door knob [mm]	Short plate [mm]	Weight [g]
16261	●	-	Ø 50	32 x 156 x 7	340



Subject to technical alterations.

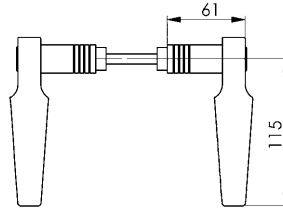
No. 460G

Lever pair, dovetail-shaped

Wrought iron, zinc-plated, angular shape, 18 mm guide, 8 mm spindle.
With lever pin



Order no.	Handle set	Handle, single, female	for case width [mm]	Weight [g]
15305	●	-	30 - 50	775



No. 417GR

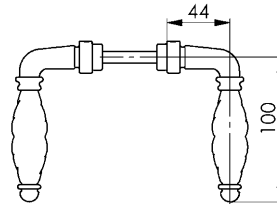
Lever handles, straight

Light-alloy (F1), powder-coated (RAL 9005: Black), rounded shape, 18 mm guide, 8 mm spindle.
With lever pin



Order no.	Handle set	Handle, single, female	for case width [mm]	Weight [g]
15479	●	-	30 - 50	310

Ex stock subject to being unsold.



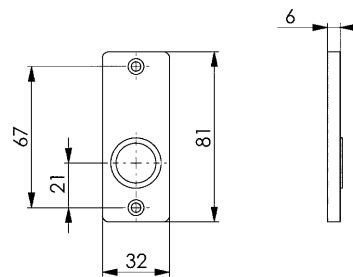
No. 451

Spindle rose

Forged, hammer-finish, zinc-plated, stove-enamelled black, angular shape, 19 mm guide.
Suitable for all cased locks.
Incl. 2 stainless steel screws.
Bore centres: 67 mm.



Order no.	Bore for lever actuation	Dimension [mm]	Weight [g]
15263	●	32 x 80 x 7	100



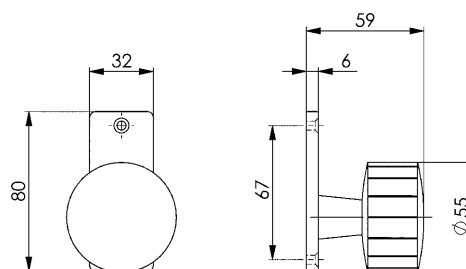
No. 452

Door knob, straight

Forged, hammer-finish, zinc-plated, stove-enamelled black.
Rigid installation on angular handle plate.
Incl. 2 stainless steel screws.
Bore centres: 67 mm.



Order no.	Fixed	Pivoting	Door knob [mm]	Rose [mm]	Weight [g]
15271	●	-	Ø 55	32 x 80 x 7	320



Subject to technical alterations.

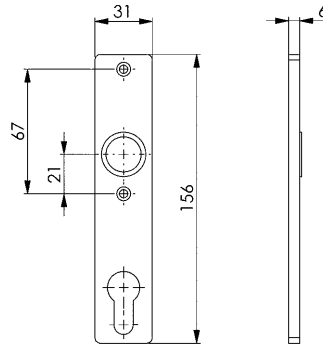
No. 453Z

Short cylinder plate

Forged, hammer-finish, zinc-plated, stove-enamelled black, angular shape, 19 mm guide.
 Suitable for all cased locks.
 Incl. 2 stainless steel screws.
 Short cylinder plate with 72 mm centres.
 Bore centres: 67 mm.




Order no.	Bore for lever actuation	Dimension	Weight
		[mm]	
15297	●	32 x 156 x 7	185



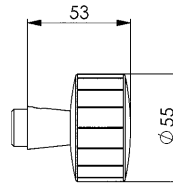
No. 454

Door knob, straight

Forged, hammer-finish, zinc-plated, stove-enamelled black, rounded shape, 19 mm guides, 8 mm spindle.



Order no.	Door knob	Weight
	[mm]	
15362	Ø 55	195



No. 455

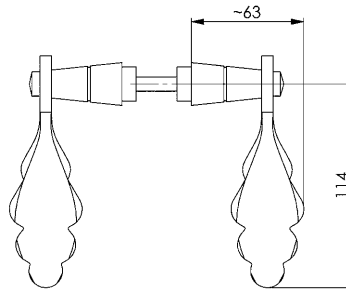
Lever handles

15370 Lever handles pair, with lever pin
 15404 Lever handles, single, female, points to right
 15412 Lever handles, single, female, faces left
 Forged, hammer-finish, zinc-plated, stove-enamelled black, rounded shape, 19 mm guide, 8 mm spindle.
 For case width 30-60 mm.



15404

Order no.	Handle set	Handle, single, female - left	Handle, single, female - right	for case width	Weight
				[mm]	
15370	●	-	-	30 - 60	600
15404	-	-	●	-	275
15412	-	●	-	-	275



No. 456Z

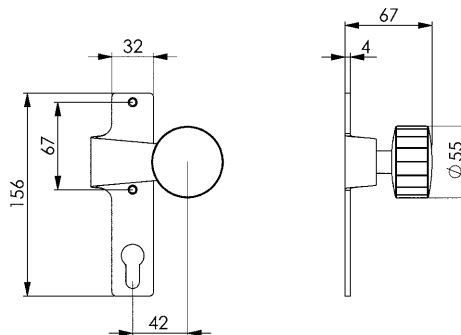
Door knob, cranked

Forged, hammer-finish, zinc-plated, stove-enamelled black.
 Rigid on angular short cylinder plate.
 15909 Lever handles faces right
 15917 Lever handles faces left
 Incl. 2 stainless steel screws.
 Short cylinder plate with 72 mm centres.
 Mounting-holes centres: 67 mm.



15909

Order no.	Faces left	Faces right	Door knob	Short plate	Weight
			[mm]		
15909	-	●	Ø 55	32 x 156 x 7	360
15917	●	-	Ø 55	32 x 156 x 7	360



Subject to technical alterations.

No. 490GN

Door knob pair, with opening resistance

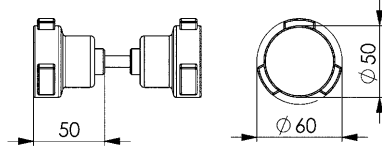
Stainless steel and plastic, rounded shape, 18 mm guide, 8 mm square. Incl. lever pin.



Order no.	Door knob [mm]	for case width [mm]	Weight [g]
555224	Ø 55	30 - 60	265

Note:

While actuating one of the three push-buttons, the lock / spring bolt can be opened by turning the door knob.



Tube-frame fittings

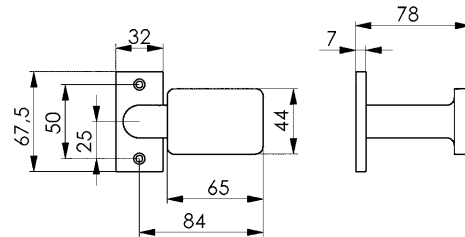
No. 405-406

Door knob, cranked

Tube-frame fitting. Light-alloy, silver-coloured (F1). Installed on edged furniture rose. 17517 rigid installation, rotatable. 17525 rigid installation, can be used on left or right. Incl. 2 stainless steel screws.



Order no.	Fixed	Pivoting	Door knob [mm]	Rose [mm]	Weight [g]
17517	-	●	65 x 44	32 x 67,5	193
17525	●	-	65 x 44	32 x 67,5	193



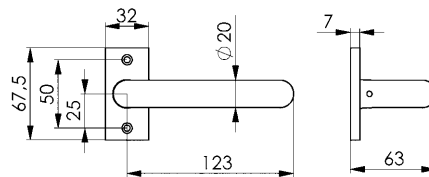
No. 407

Lever handles, cranked

Tube-frame fitting. Light-alloy, silver-coloured (F1). Pivoting installation on angular handle plate. Incl. 2 stainless steel screws.



Order no.	Fixed	Pivoting	Rose [mm]	Weight [g]
17533	-	●	32 x 67,5	193



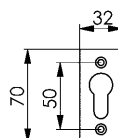
No. 408

Cylinder rose

Tube-frame fitting. Light-alloy, silver-coloured (F1). For screwing on. Protects the cylinder against twisting.

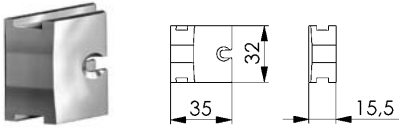


Order no.	Dimension [mm]	Weight [g]
17541	32 x 70 x 8	14



No. 142U-F35

Spring bolt head extension



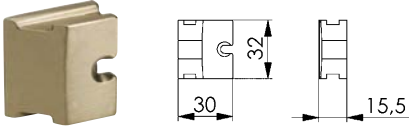
Order no.	fits	projection [mm]	Weight [g]
122291	140U, 142U	8	67

Note:

The spring bolt serves to compensate when there is a large distance to the striking plate.

No. 142UM-F30

Spring bolt head, brass



Order no.	fits	projection [mm]	Weight [g]
150862	140U, 142U	3	50

No. 142U-FF30

Latch head, plastic

Colour: black



Order no.	fits	projection [mm]	Weight [g]
564438	140U, 142U	3	10

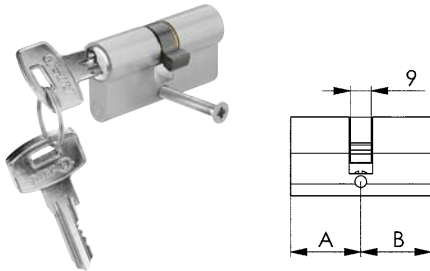
Note:

The latch head helps to suppress noise during the closing process.

No. 55

Double profile cylinder

Brass, nickel-plated, each with 3 keys and mounting screw 70 mm.



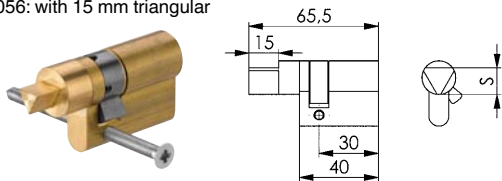
Order no.	A [mm]	B [mm]	Weight [g]
15446	30	30	205
16394	22	22	170

No. 55D

Triangular half-cylinder

made of brass, with fastening bolt 70 mm, non-rusting stainless steel.

16667: with 8 mm triangular
11056: with 15 mm triangular



Order no.	S [mm]	Weight [g]
16667	8	165
11056	15	180

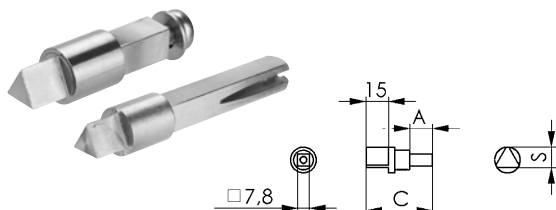
Note:

The suitable socket spanner DIN 22417A can be found in the AMF catalogue „Hand Tools“ or you can order it directly using the order no. 44362 (suitable for 16667) or order no. 44396 (suitable for 11056).

No. 457D

Triangular, one working face

- 1: Short version, 8 mm triangular with washer and mounting screw M5.
- 2: Long version, 8 mm triangular.
- 3: Short version, 15 mm triangular with washer and mounting screw M5.
- 4: Long version, 15 mm triangular.



Order no.	Design	A [mm]	C [mm]	S [mm]	Weight [g]
16584	1	15	44	8	40
16618	2	45	74	8	55
11080	3	15	44	15	45
16634	4	45	74	15	60

Application:

Long version for fastening a fixture to the inside.

Note:

Suitable DIN 22417A socket spanners can be found in the AMF „Hand tools“ catalogue.


No. 51

Bit-key adapter set

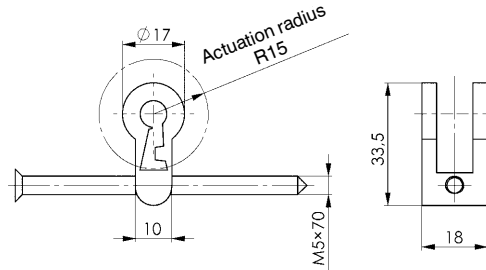
For all case locks and tube-frame locks pierced for profile cylinder.

Scope of supply:

- 1 bit-key insert (die-cast zinc)
- 1 fore-end bolt
- 2 keys no. 50



Order no.	Profile no.	Weight [g]
315366	1	65
319079	2	65
319095	3	65
319111	4	65
319129	5	65
319145	6	65
319160	7	65
319186	8	65
319202	9	65
319228	10	65



No. 52

Bit-key adapter set

For all case locks and tube-frame locks pierced for profile cylinder.

Scope of supply:

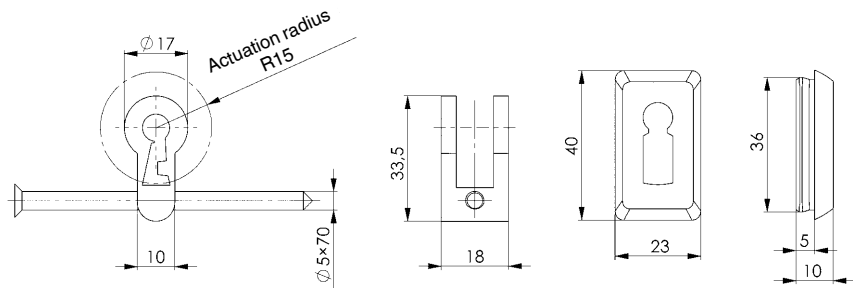
- 1 bit-key insert (die-cast zinc)
- 1 fore-end bolt
- 2 keys no. 50
- 1 pair bit-key roses, plastic, black (No. 493)



Order no.	Profile no.	Weight [g]
315382	1	73
319244	2	73
319269	3	73
319285	4	73
319301	5	73
319327	6	73
319343	7	73
319368	8	73
319384	9	73
319400	10	73

Note:

Fits all cased locks and locks for tubular frames with profile-cylinder piercing. Example of order for a particular key profile: No. 51-... or 52-... (key profile no. 1-10 of article no. 50).



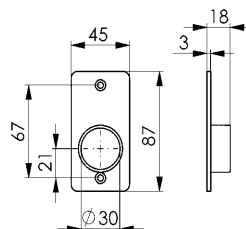
No. 426M

Triangular rose, V2A

for lever.



Order no.	Dimension [mm]	Weight [g]
11072	87x45x18	110



Subject to technical alterations.

No. 457

Short spindle, grooved

Zinc-plated.



Order no.	Dimension [mm]	for case width [mm]	Weight [g]
178657	8x44	30*, 34, 40	21
178640	8x52	40, 50	27
178608	8x60	50, 60	30

*pin to be shortened by 5 mm!

No. 457NI

Short spindle, grooved, V2A



Order no.	Dimension [mm]	for case width [mm]	Weight [g]
16386	8x44	30*, 34, 40	21
16402	8x52	40, 50	27
16428	8x60	50, 60	30

*pin to be shortened by 5 mm!

No. 481

Lever spindle, grooved

Zinc-plated.



Order no.	Dimension [mm]	for case width [mm]	Weight [g]
15685	8x80	30, 34, 40	35
15677	8x100	50, 60	45

No. 481NI

Lever spindle, grooved, V2A

stainless steel.



Order no.	Dimension [mm]	for case width [mm]	Weight [g]
16113	8x80	30, 34, 40	35
16139	8x100	50, 60	45

No. 494

Lever rose (pair)

Plastic.

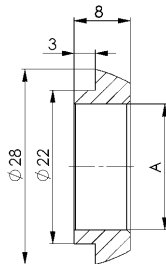
15875 - grey

15818 - black

15784 - anthracite



Order no.	A	Weight [g]
15875	16	5
15818	18	5
15784	19	5



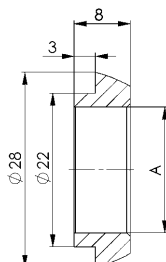
No. 494

Lever rose (set)

Comprising: 1 pair lever roses, 4 screws, high-grade stainless steel.



Order no.	A	Weight [g]
154302	18	11



Subject to technical alterations.

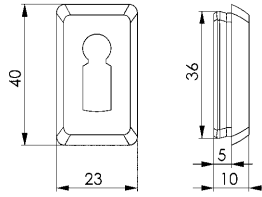
No. 493

Bit-key rose pair

plastic, black.



Order no.	Dimension	Weight [g]
	[mm]	
15792	40 x 23 x 10	4



No. 446

Security rose set

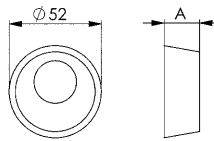
Zinc-plated. For screwing on. Stops the profile cylinder twisting, incl. cylinder-draw protection and lock drilling prevention.

Components:

- 1 outer rose and 1 concealed rose
- 1 boring steel plate
- 2 fastening bolts





Order no.	for cylinder projection [mm]	A [mm]	Weight [g]
	15040	10	
15065	15	20	



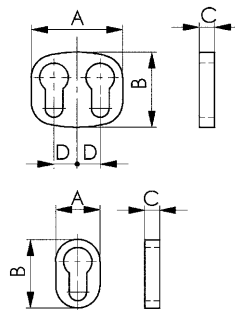
No. 445

Security rose

steel, bare-metal. For welding. Protects the cylinder against twisting. Suitable for all AMF-lock cases.



Order no.	Design	A [mm]	B [mm]	C [mm]	D [mm]	Weight [g]
		10728	1	59	48,5	
10611	2	59	48,5	10	15	165
10710	3	29	45,0	10	-	52
10769	4	29	45,0	15	-	77
10777	5	29	45,0	10	-	48
10785	6	29	45,0	15	-	70



No. 450/447

Protective rose set

Case-hardened steel. Protects the cylinder against twisting.

- 1: Stove enamelled, hammer-finish
- 2: Chrome-plated.

Comprising:

- 1 outer rose and 1 inner rose
- 2 mounting screws



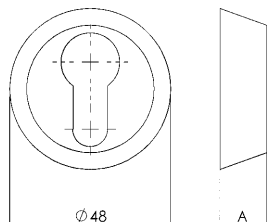
Order no.	Design	A [mm]	Weight [g]
		15149	
15164	1	10	175
15081	2	15	200
15107	2	10	175

Application:

Suitable for cased locks no. 140U, 140S and 140P.

Note:

To protect doors that are not exposed to view.



No. 54

Electronic closing cylinder

Double knob cylinder with electronic access authorisation from outside and inside.

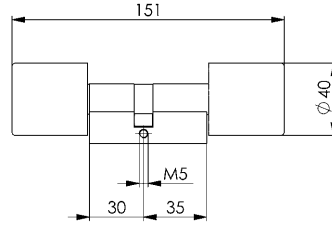
Both sides useable outdoors.

Dimension A/Dimension B: 30-35

Incl. mounting material, 2 batteries.



Order no.	for case width	Weight [g]
	[mm]	
11569	40-60	700



CAD



No. 54P

Programming set

For programming and operating electronic closing cylinder No. 54.

Comprising 7 different RFID data carriers: Battery Key, Fix Code Initialisation, Fix Code Programming, Master Key, Reset Key, Service Battery Key, Dismantling Service.



Order no.	Card type	Weight [g]
11577	Mifare Classic 1K	100

No. 54T

Transponder

FID data carrier as a key ring, waterproof, uncoded.

Rounded version. Mifare 1K transponder.



Order no.	Card type	Weight [g]
11585	Mifare Classic 1K	6



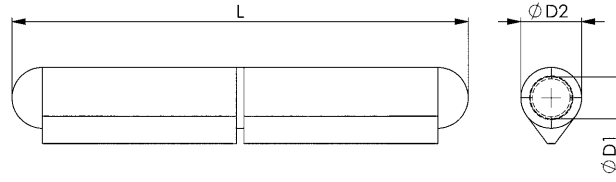
Subject to technical alterations.

No. 149B

Lift off hinge

made of steel, disc and pin of brass.
For welding on.

Order no.	L	dia. D1	dia. D2	Weight [g]
553118	120	11	16	200

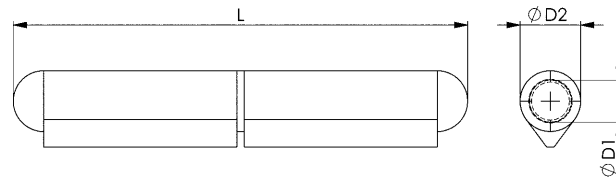


No. 149BNI

Lift off hinge

stainless steel, disc made of brass.
For welding on.

Order no.	L	dia. D1	dia. D2	Weight [g]
553119	120	11	16	200



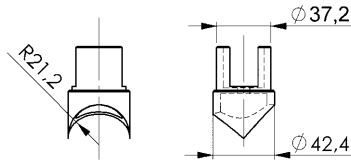
No. 140CNIG-A42

Mounting lugs (pair), V2A

Suitable for lock case no. 140CNIG and striking box no. 144CNIG, stainless steel, polished.



Order no.	For tubes with outside diameter		Weight [g]
	[mm]		
14555	42,4		465



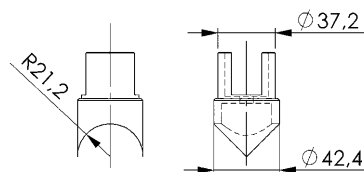
No. 140ENIG-A42

Mounting lugs (pair), V2A

Suitable for lock case no. 141ENIG and striking box no. 146ENIG, stainless steel, polished.



Order no.	For tubes with outside diameter		Weight [g]
	[mm]		
14563	42,4		570



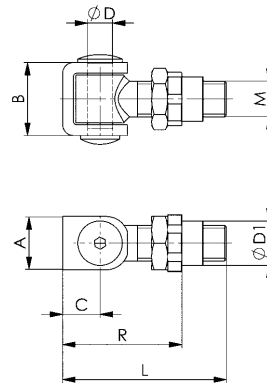
No. 149T

Door hinge, short

from steel, partially zinc-plated. For welding to weld-on nut and U-bar.




Order no.	Size	A	B	C	dia. D	dia. D1	L	M	R	Weight [g]
11403	M16	27	35	21	12	21	79	M16	52-68	294
11429	M20	30	41	21	14	25	92	M20	57-79	472
11445	M24	35	47	25	17	30	106	M24	66-80	727



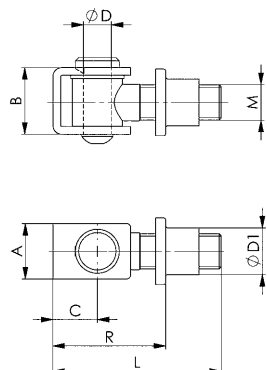
No. 149ANI

Door hinges, V2A

stainless steel. For welding to weld-on nut and U-bar.



Order no.	Size	A	B	C	dia. D	dia. D1	L	M	R	Weight [g]
559892	M12	25	26	20	11,3	16,7	65,1	M12	40 - 53	161
559894	M16	25	30	20	12,6	21,0	75,8	M16	44 - 60	258
10793	M20	30	37	25	14,0	24,0	85,0	M20	50 - 70	480
559895	M24	35	49	27	20,0	28,0	105,0	M24	59 - 84	812



Subject to technical alterations.

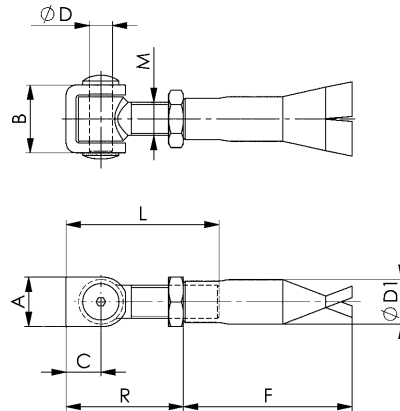
No. 149TM

Door hinge with wall case

from steel, partially zinc-plated. For welding to U-bar, with wall sleeve.



Order no.	Size	A	B	C	dia. D	dia. D1	F	L	M	R	Weight [g]
11452	M20	30	41	21	14	27	102	92	M20	48-71	549
11460	M24	35	48	25	17	34	117	105	M24	58-85	815



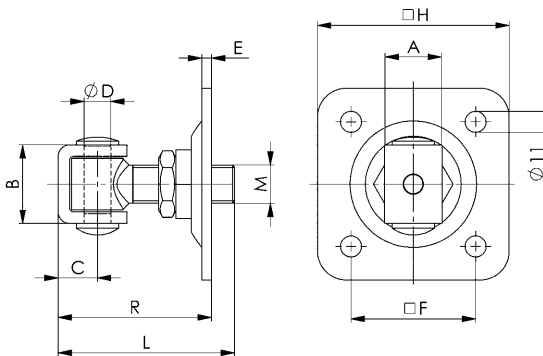
No. 149TD

Door hinge with dowel plate

from steel, partially zinc-plated. For welding to U-bar, with dowel plate.




Order no.	Size	A	B	C	dia. D	E	F	H	L	M	R	Weight [g]
11478	M20	30	41	21	14	5	65x65	100x100	92	M20	68-91	875
11486	M24	35	48	25	17	5	65x65	100x100	107	M24	77-105	1380



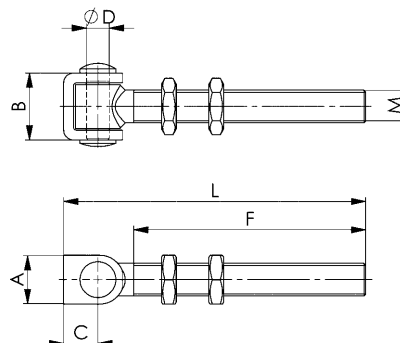
No. 149TL

Door hinge, long

from steel, partially zinc-plated. For welding to U-bar, with long thread for through-hole installation.



Order no.	Size	A	B	C	dia. D	F	L	M	Weight [g]
11494	M20	30	41,0	21	14	144	184	M20	650
11502	M24	35	47,5	25	17	144	190	M24	972



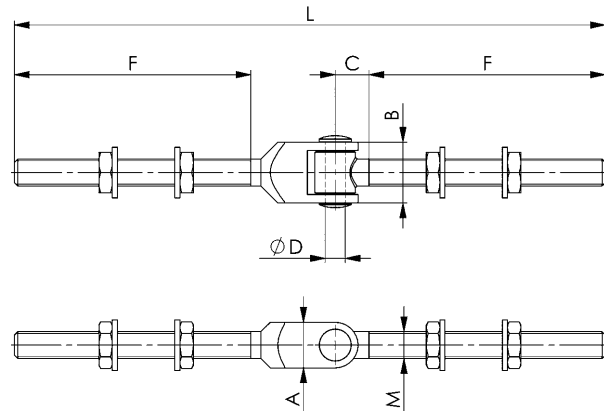
No. 149TS

Door hinge, screw-on

Stainless steel, for screw fastening from both sides.



Order no.	Size	A	B	C	dia. D	F	L	M	Weight [g]
551662	M16	27	36	20	12	140	350	M16	910
551663	M20	30	42	20	14	180	410	M20	1570



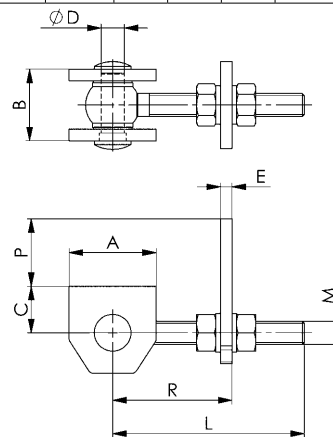
No. 149TV

Door hinge, adjustable

from steel, partially zinc-plated. For welding to weld-on tabs and U-bar.



Order no.	Size	A	B	C	dia. D	E	L	M	P	R	Weight [g]
11510	M12	45	37	24	12	6	100	M12	23-36	43-87	501
11528	M16	45	43	27	14	8	118	M16	78-103	48-102	795
11536	M20	70	49	35	17	8	166	M20	37-62	64-147	1494
11544	M24	70	51	35	17	12	168	M24	53-75	72-144	2266



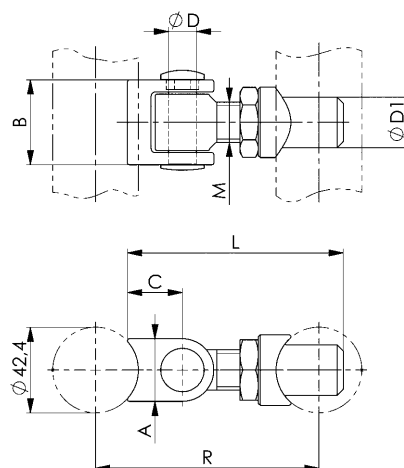
No. 149TRA

Door hinge for round tubular profile

non-rusting steel, for welding on both sides. Suitable for pipe profile with 42.4 mm.



Order no.	Size	A	B	C	dia. D	dia. D1	L	M	R	Weight [g]
557052	M20	31	42	27	14	25	95-105	M20	100-110	580



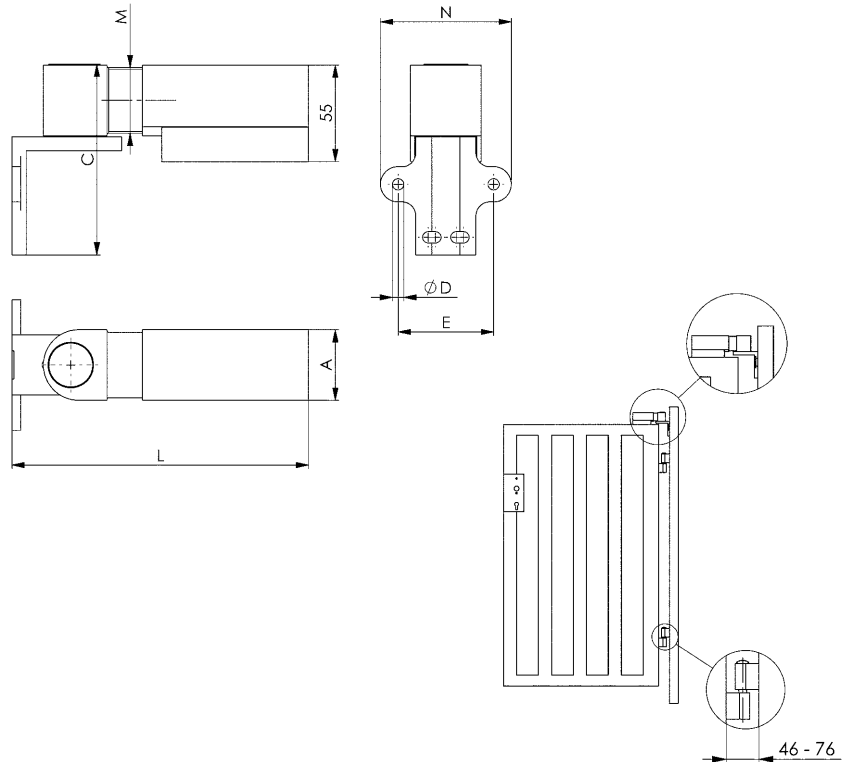
No. 150N

Door closer

Aluminium matt, black phosphated.
 Adjustable closing and end stop speed with stop at 0° and +/- 90°. The gate leaf locks at +/- 90° as well as at 0°. The contact can also be used for swinging gates. The prerequisite is that no back rabbet is installed. In the case of a self-locking mechanism, the gate is activated manually. Automatic closing starts at 70 - 80°. Suitable for gates up to 80 kg gate weight at 1 m wing width. Corridor side and offset installation possible. Suitable for square profile. Closing function: DIN right/DIN left can be used.



Order no.	A	B	C	dia. D	E	L	M	N	Weight [g]
11601	40	55	108	6,5	54	143-232	M37x1,5	74	1050



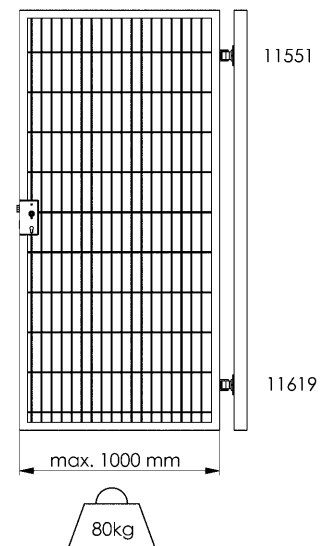
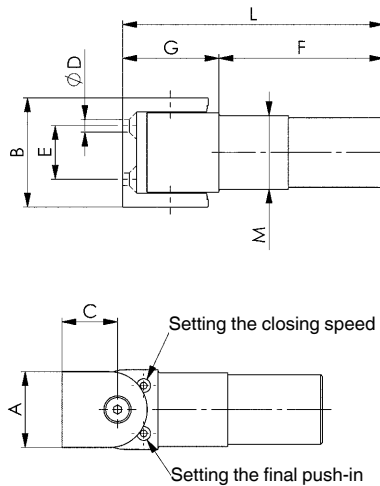
No. 149ST

Self-closing door hinge

Aluminium matt, black phosphated.
 Door hinge with door closing function, adjustable closing and end stop speed with stop at 0° and +/- 90°. Suitable for doors up to 80 kg door weight at 1 m wing width. Closing function: Can be used to DIN right/DIN left.



Order no.	A	B	C	dia. D	E	F	G	L	M	Weight [g]
11551	38	55	28	6,5	27	83	48,5	131,5	M37x1,5	730



Subject to technical alterations.

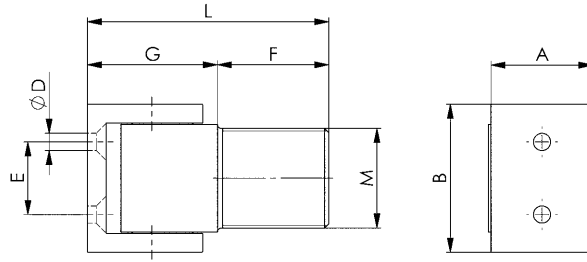
No. 149STD

Self-closing door hinge, dummy

Aluminium matt, black phosphated.
 Door hinge suitable for self-closing door hinge no. 149ST.
 Suitable for doors up to 80 kg door weight at 1 m wing width.
 Can be used to DIN right/DIN left.



Order no.	A	B	C	dia. D	E	F	G	L	M	Weight [g]
11619	38	55	28	6,5	27	41,5	48,5	90	M37x1,5	410



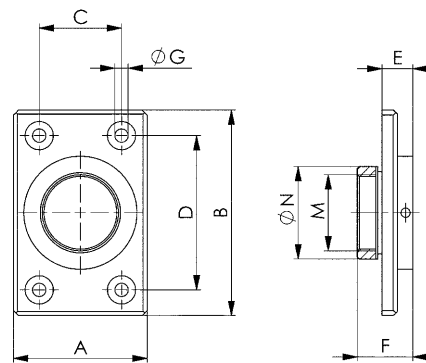
No. 149STP

Screw-on plate

Aluminium matt, black phosphated.
 For installation of door hinges 149ST and 149STD.
 Can be painted and varnished. Dimensions: 65 x 100 mm.



Order no.	A	B	C	D	E	F	dia. G	M	dia. N	Weight [g]
11627	65	100	40	75	15	27	6,5	M37x1,5	45	150





No. 8410

Heavy tube-frame deadlock

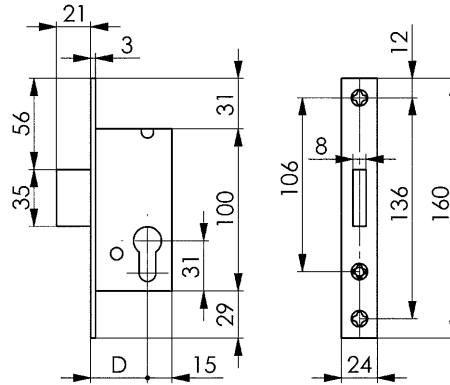
Bolt protected against sawing.
all parts fully zinc plated. Can be used on left or right.
Choice of closure PZ or B (with adapter set).
- rotation 1 turn
- bolt projection 20 mm



Order no.	Closure	D	Weight [g]
		[mm]	
564171	PZ	22	240
564172	PZ	25	300
564173	PZ	30	300
564174	PZ	35	340
564175	PZ	40	340
564176	PZ	45	360

On request:

Bolt projection of 5 mm available.



Recommendations



No. 143U,
page 21



No. 408,
page 65

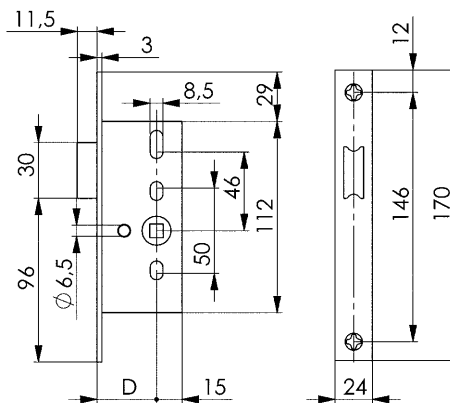
No. 3412

Heavy tube-frame latch

all parts fully zinc-plated. Can be used for left or right closing by turning the spring bolt.
- follower 8 mm



Order no.	Closure	D	Weight [g]
		[mm]	
564165	PZW	22	270
564166	PZW	25	280
564167	PZW	30	300
564168	PZW	35	310
564169	PZW	40	330
564170	PZW	45	350



Recommendations



No. 143U,
page 21



No. 407,
page 65

No. 8405

Heavy tube-frame catch-deadlock

all parts fully zinc-plated. Can be used for left or right closing by turning the spring bolt. Choice of closure PZ or B (with adapter set). Night latch function.

- centres 92 mm
- follower 8 mm
- rotation 1-turn
- bolt projection 14 mm



Recommendations



No. 143U,
page 21



No. 407,
page 65



No. 55,
page 66

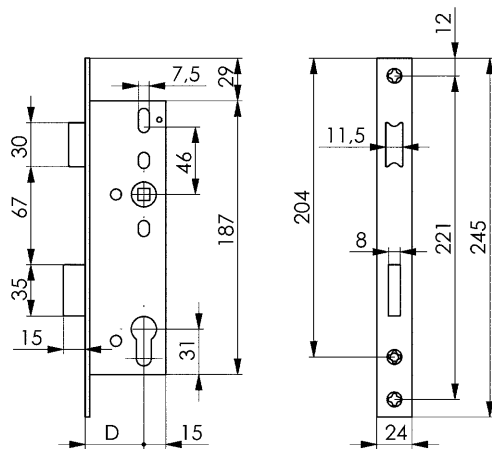
Order no.	Closure	D	Weight [g]
		[mm]	
564158	PZW	22	480
564159	PZW	25	440
564160	PZW	30	480
564161	PZW	35	520
564162	PZW	40	540
564163	PZW	45	580
564164	PZW	50	620

Note:

The version with 24 mm fore-end in backsets 25, 30, 35, 40, 45 and 50 mm is suitable for use in smoke control doors.

On request:

Spring bolt and bolt projection of 5 mm available.



No. 8420D

Heavy tube-frame catch-deadlock for two profile cylinders

all parts fully zinc-plated. Choice of closure PZ or B (with adapter set). Night latch function.

- centres 60 and 108 mm
- follower 8 mm
- rotation 1-turn
- bolt projection 13 mm



Recommendations



No. 142D,
page 26



No. 407,
page 65



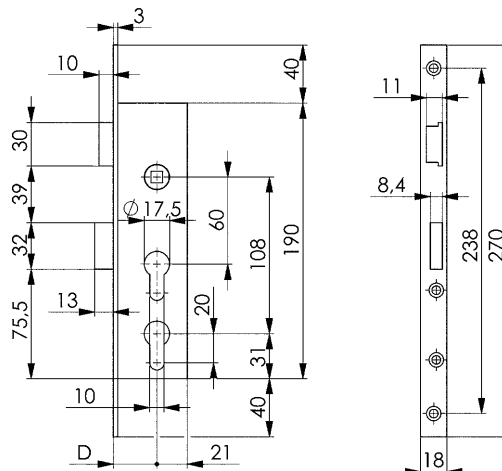
No. 55,
page 66

Order no.	Closure	Door direction	D	Weight [g]
			[mm]	
16378	PZW	DIN R	30	525
16543	PZW	DIN L	30	525

R = right, L = left

Application:

The practical solution when two people (or groups of people) require independent access: for example fire-brigade approaches or waste-container enclosures. The cased lock with two profile cylinders permits access for the fire brigade or disposal companies via general key, and can also be integrated into the normal master-key system.



Subject to technical alterations.

No. 8331

Tube-frame sliding-door lock

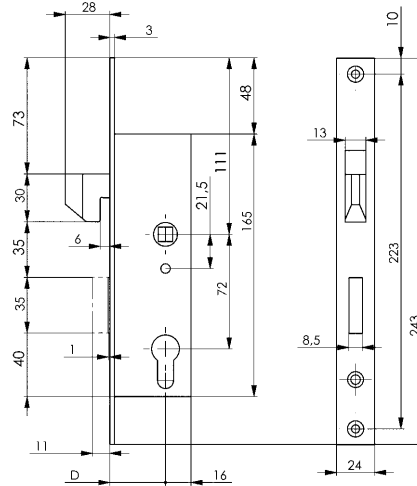
all parts fully zinc-plated.
Choice of closure PZ or B (with adapter set). Night latch function.
- centres 72 mm
- follower 8 mm
- rotation 1 turn



Order no.	Closure	D	Weight [g]
		[mm]	
17293	PZW	35	730
17319	PZW	40	790

Note:

The additional deadbolt option prevents the door being levered out.



Recommendations



No. 142S,
page 40



No. 407,
page 65

No. 8331S

Sliding gate striking plate, V2A

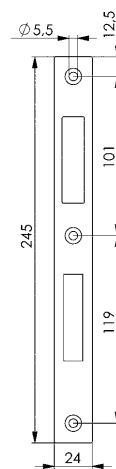
stainless steel.
Accessory: 2 stainless steel screws M5x10 mm.



Order no.	Material thickness	Weight [g]
	[mm]	
17301	3,0	100

Application:

Suitable for tubular frame closing gate lock 8331.



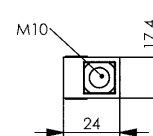
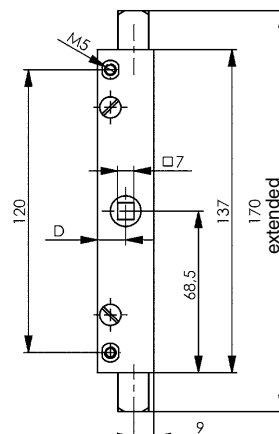
No. 4308

Tube-frame bolt drive

Zinc-plated.
- backset 12 mm
- follower 7 mm
- lift 13 mm



Order no.	D	Case depth	Weight [g]
	[mm]	[mm]	
17236	12	24	280



Subject to technical alterations.

No. 104

Wrought-iron gate deadlock with channel fore-end

all parts fully zinc-plated. Can be used on left or right. Steel bolt. Choice of closure PZ or RZ.

- backset 50 mm
- rotation 2 turns



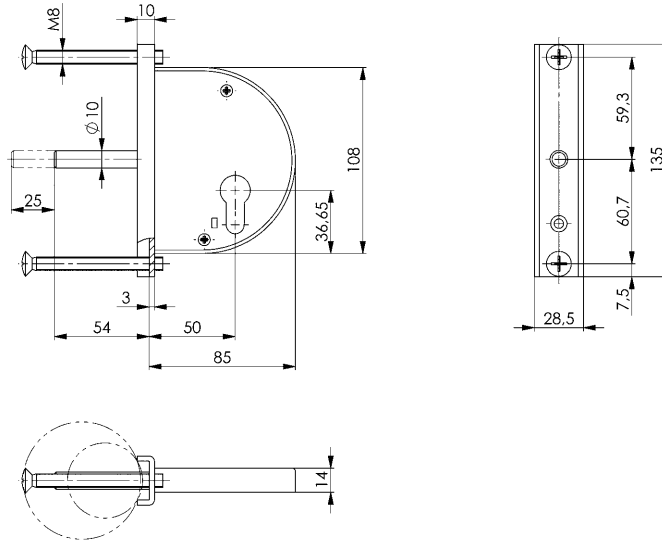
Order no.	Closure	Backset	Case depth	Weight
		[mm]	[mm]	
12179	PZ	50	85	550
12195	RZ	50	85	550

Note:

Lock no. 104 with PZ closure can be retrofitted with the bit-key adapter set no. 51 (to be ordered separately).

The fore-end bolt must then be shortened to 65 mm!

For bolt-mounting to tubes with 27 - 50 mm outer diameter (3/4" - 1 1/2" threads) and spindle-section profiles or angular brackets. Minimum contact width for lock is 30 mm.



Recommendations



No. 49, page 88



No. 55, page 66

No. 107

Medium-weight wrought-iron gate lock with channel fore-end

all parts fully zinc-plated. Can be used on left or right. Die-cast-zinc spring bolt, steel bolt.

Choice of closure PZ or RZ. Night latch function.

Accessory: 2 handle plates 18 mm

- backset 50 mm
- rotation 2 turns
- follower 8 mm
- centres PZ 63.2 mm
- centres RZ 65.2 mm

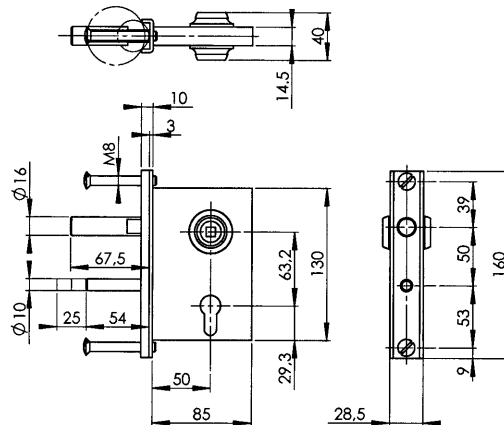


Order no.	Closure	Backset	Case depth	Weight
		[mm]	[mm]	
12435	PZW	50	85	970
12450	RZW	50	85	920

Note:

Lock no. 107 with PZ closure can be retrofitted with the bit-key adapter set no. 51 (to be ordered separately).

For bolt-mounting to tubes with 27 - 50 mm outer diameter (3/4" - 1 1/2" threads) and spindle-section profiles or angular brackets. Minimum contact width for lock is 30 mm.



Recommendations



No. 418, page 56

No. 2

Heavy rim lock, inward opening

All parts fully zinc-plated, with spring bolt. Spring bolt cannot be turned. Closure: PZW. Night latch function.

Accessory: Striking box.

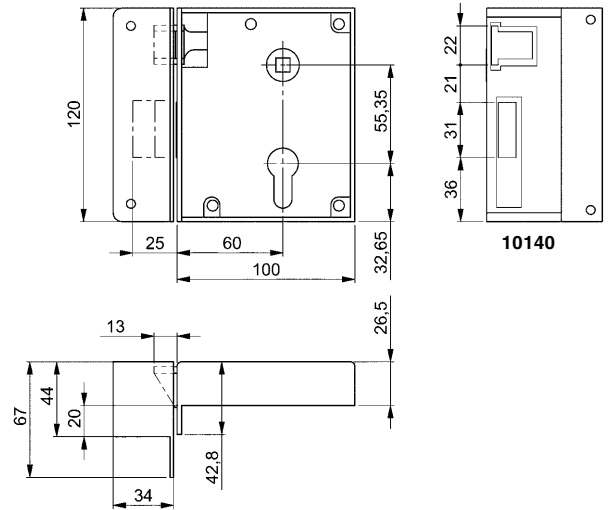
- backset 60 mm
- rotation 2 turns
- follower 8 mm
- centres 55.3 mm
- offset 17.5 mm

Order no.	Closure	Door direction	Backset [mm]	Case depth [mm]	Weight [g]
10140	PZW	DIN L	60	100	1250
10157	PZW	DIN R	60	100	1250

R = right, L = left



10140



10140

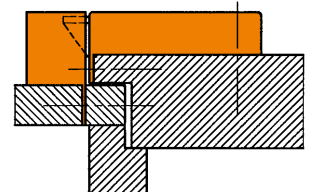
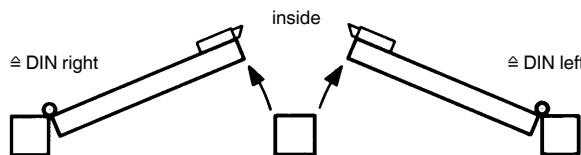
Recommendations



No. 402, page 85



No. 55, page 66



No. 21

Heavy rim lock, outward opening

All parts fully zinc-plated, with spring bolt. Spring bolt cannot be turned. Closure: PZW. Night latch function.

Accessory: Striking plate.

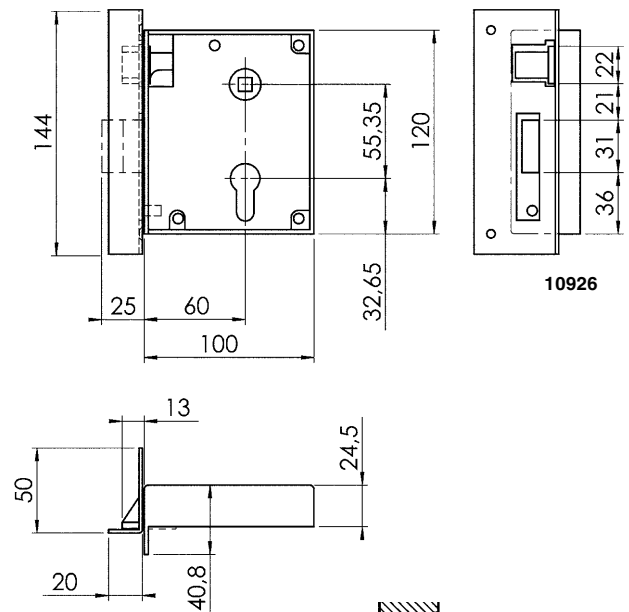
- backset 60 mm
- rotation 2 turn
- follower 8 mm
- centres 55.3 mm

Order no.	Closure	Door direction	Backset [mm]	Case depth [mm]	Weight [g]
10926	PZW	DIN R	60	100	1100
10934	PZW	DIN L	60	100	1100

R = right, L = left



10926

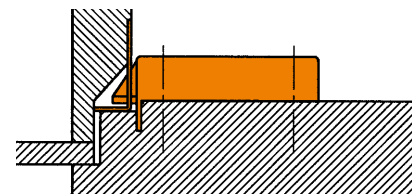
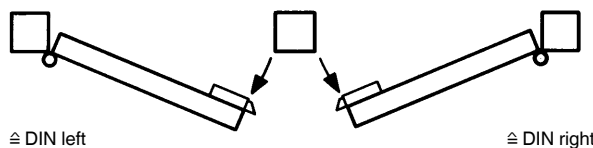


10926

Recommendations



No. 403, page 85



Subject to technical alterations.

No. 2 ZW-26

Heavy rim lock, inward opening

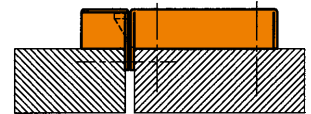
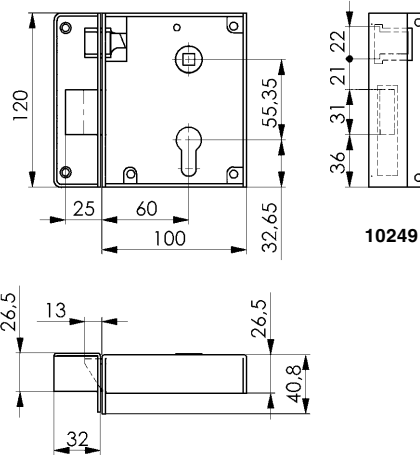
All parts fully zinc-plated, with spring bolt. Spring bolt cannot be turned. Closure PZ. Night latch function.

Accessory: Striking box.

- backset 60 mm
- rotation 2 turn
- follower 8 mm
- centres 55.3 mm

Order no.	Closure	Door direction	Backset	Case depth	Weight
			[mm]	[mm]	[g]
10249	PZW	DIN L	60	100	1250
10264	PZW	DIN R	60	100	1250

R = right, L = left



No. 401Z

Short cylinder plate

Stainless steel.

554191 angular shape

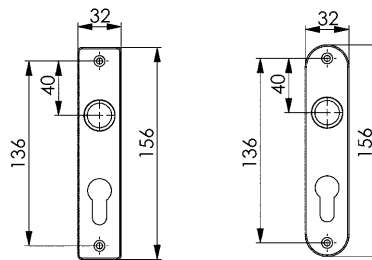
554190 round shape

Suitable for use with lock 2, 21 and 2ZW-26.

Incl. 2 lever roses for Ø 16 mm and Ø 18 mm levers, 2 stainless steel wood screws.

Short cylinder plate with 55.35 mm spacing.

Order no.	Bore for lever actuation	Dimension	Weight
		[mm]	[g]
554191	●	32 x 156 x 6	190
554190	●	32 x 156 x 6	190

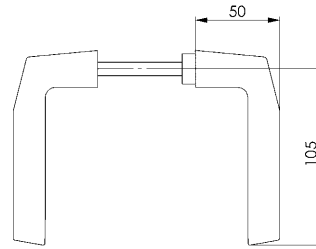



No. 402

Furniture pair, cranked

with handle pin.
 Light-alloy, silver-coloured (F1), 18 mm guide. 8 mm spindle.
 Suitable for lock no. 2 and no. 21.
 If door thickness is under 45 mm, shorten pin.

Order no.	Door thickness	Weight [g]
	[mm]	
16188	45-55	250

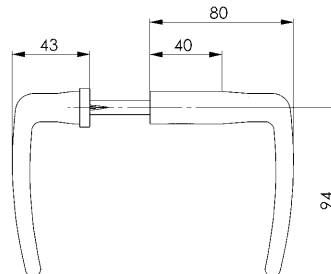


No. 403

Furniture pair, straight

with lever pin.
 Plastic, black, 18 mm guide. 8 mm spindle. Suitable for lock no. 2 and no. 21.


Order no.	Door thickness	Weight [g]
	[mm]	
16204	35-45	80



No. 15

Rim lock with rising latch

Fully zinc-plated. Robust design, rising spring-bolt.
 Can be used inwards or outwards, left or right.
 Choice of closure with PR or B (with 1 key no. 15-...).
 - backset 65 mm
 - rotation 2 turns
 - centres 55 mm
 - follower 8 mm
 - striking plate for 12 mm offset

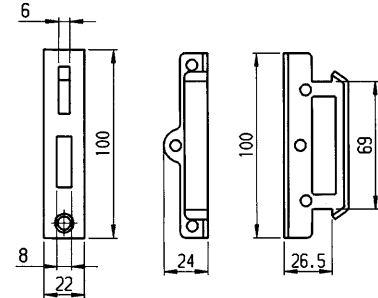
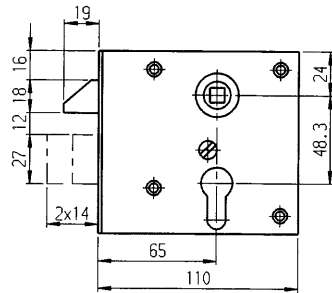
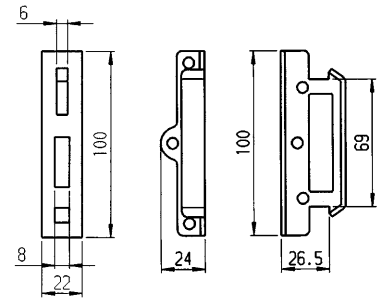
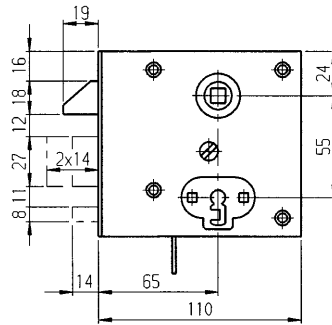



Order no.	Closure	Backset [mm]	Case depth [mm]	Weight [g]
10363	B	65	110	890
10389	PZ	65	110	950

Design:

Accessories (included in scope of supply):

- 1) Striking plate for inward closing, right-hand and left-hand locks
- 2) Pair of aluminium levers, silver-coloured
- 3) Long steel plate, silver-coloured, profile cylinder or bit key
- 4) Key guide, only for No. 15 with closure B
- 5) Mounting material



No. 15-***

Bit-key

Order no.	Profile no.	Weight [g]
319137	3	30
319152	4	30
319178	13	30
319194	14	30

No. 15-11

Striking plate

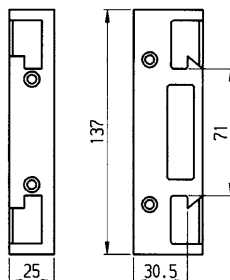
for outward opening of lock no. 15, please order separately.

Order no.	fits	Weight [g]
10371	10363, 10389	80




Application:

Suitable for no. 15 with closing PZ and B.



Subject to technical alterations.



Subject to technical alterations.

No. 49

Rim deadlock with angle striking plate

all parts fully zinc-plated. Can be used on left or right.
Die-cast-zinc bolt. Choice of closure with PZ, RZ or B (with 1 key no. 58).
Accessory: B, PZ or RZ roses.
Trade pack: 10 pce.
- backset 60 mm
- rotation 2 turns



Recommendations



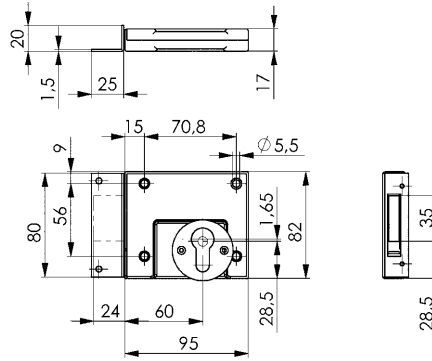
No. 49ZNI,
page 19

Order no.	Closure	Backset	Case depth	Weight [g]
		[mm]	[mm]	
11262	B	60	95	415
11270	B*	60	95	415
11346	PZ	60	95	385
11361	RZ	60	95	385

* Accepts only one particular key profile

Note:

Rim deadlock with angular striking plate no. 49 is also available in stainless steel, see item no. 49ZNI.



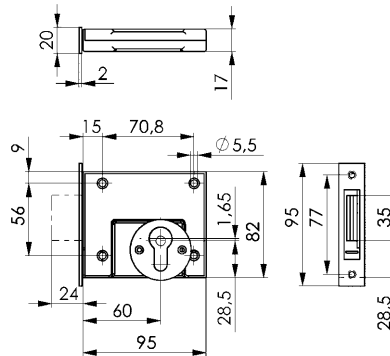
No. 49

Rim deadlock with flat striking plate

all parts fully zinc-plated. Can be used on left or right.
Die-cast-zinc bolt. Choice of closure PZ or B (with 1 key no. 58).
Accessory: B or PZ roses.
Trade pack: 10 pce.
- backset 60 mm
- rotation 2 turns



Order no.	Closure	Backset	Case depth	Weight [g]
		[mm]	[mm]	
11296	B	60	95	400
11353	PZ	60	95	370



No. 49SB

Rim deadlock with angle striking plate in self-service package

For design and dimensions see lock no. 49
Choice of closure with PZ or B (with 2 keys no. 58).
Accessories: B or PZ roses and screws.



Order no.	Closure	Backset	Case depth	Weight [g]
		[mm]	[mm]	
11320	B	60	95	465
11338	PZ	60	95	410

No. 100

Wrought-iron gate deadlock

surface mounting, all parts fully zinc-plated.
Choice of closure PZ or RZ.
- backset 65 mm
- rotation 2 turns



12013

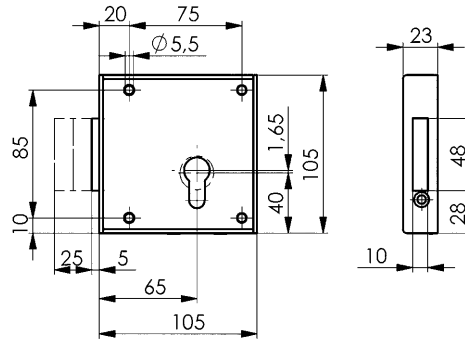
Recommendations



No. 55,
page 66

Order no.	Closure	Door direction	Backset [mm]	Case depth [mm]	Weight [g]
12005	PZ	DIN L	65	105	820
12013	PZ	DIN R	65	105	820
12047	RZ	DIN L	65	105	820
12054	RZ	DIN R	65	105	820

R = right, L = left



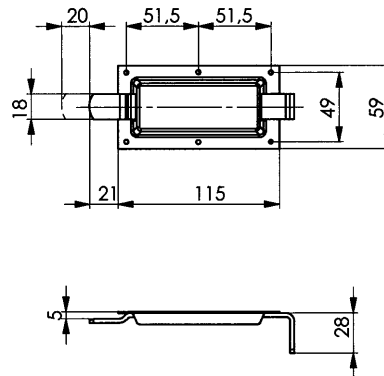
No. 416

Pressed shutter bolt

zinc-plated and yellow passivated. Robust design.
Hardened steel spring, with keep plate.
Trade pack: 10 pieces in a carton



Order no.	Width [mm]	Weight [g]
15156	136	150



No. 440

Shutter latch

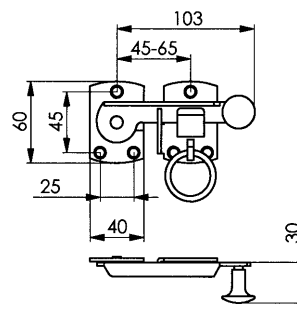
zinc-plated and yellow passivated. Robust design, with ring for opening.
Trade pack: 10 pieces in a carton.



Order no.	Width [mm]	Weight [g]
15198	123	200

Design:

Flat mounting face, suitable for use plastic and aluminium hinged shutters. Screw pattern reduces risk of splitting when wooden shutters are abused.



GARAGE DOOR LOCKS FROM AMF

Our garage door locks have been securing thousands of garage doors for decades. They provide the expected additional security and reliability – and nowadays with electrical door drives.

SECURE LOCKING (FUNCTION)

by locking the rods rigidly, as in a deadlock, even with lateral rod pressure or when the rods are stuck.

EASY LOCKING - COMFORTABLE HANDLING

thanks to overhead cylinder and 90 mm distance from the T-handle. Rod forces do not affect the locking mechanism; the cylinder is always relieved.

FREE MOVEMENT

thanks to long rod guide, three springs and good lubrication.

LONG SERVICE LIFE

by means of engineering design and careful manufacture, e.g.

- > 9 mm handle follower, double spring loaded, cannot escape to one side
- > all parts galvanized
- > all bearings lubricated during assembly.

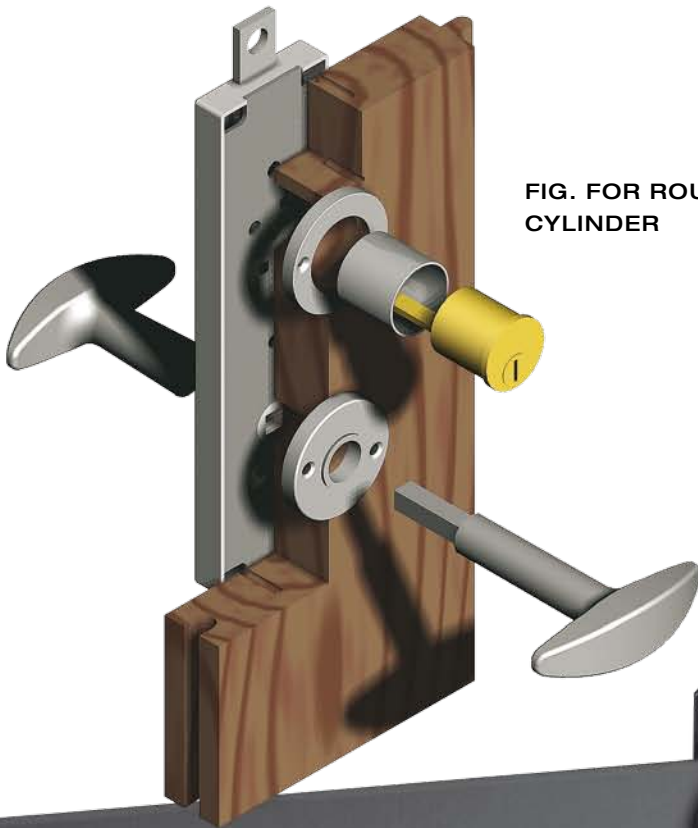


FIG. FOR ROUND CYLINDER



Subject to technical alterations.

No. 550, 551, 552, 554, 558

Garage-door locks for up-and-over and leaf doors

all parts fully zinc-plated, rod connections top and bottom. Trade pack: 5 pieces in a carton.
- follower 9 mm



Order no.	Design	Closure	Release knob, inside	Automatic closing	Weight [g]
16501	550	RZ	●	●	810
16550	551	PZ	●	●	810
16345	552	PZ	●	-	830
16568	554	PZ	-	●	810
16675	558	*	-	-	780

* operation by handle only, no cylinder.

Design:

16501: for round cylinder, inside with release button, automatic closing
16550: aligned for profile cylinder, inside with release button, automatic closing
16568: aligned for profile cylinder, without release button, automatic closing
16345: aligned for profile cylinder, inside with release button, non-automatic closing
16675: Basquill closure, without locking device

Note:

16345: This garage door lock is especially suitable for garage door locks which need to be closed with the handle during the day and locked in the evening, e.g. equipment store in a gymnasium.

Recommendations



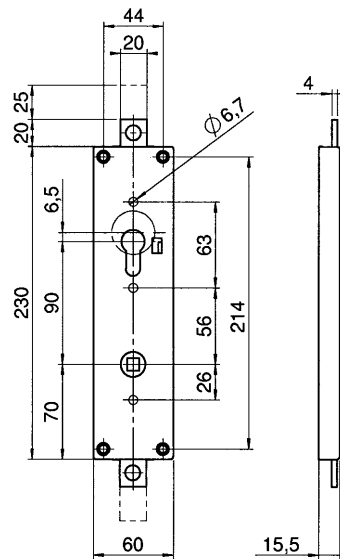
No. 515,
page 92



No. 501,
page 92



No. 560/561,
page 93

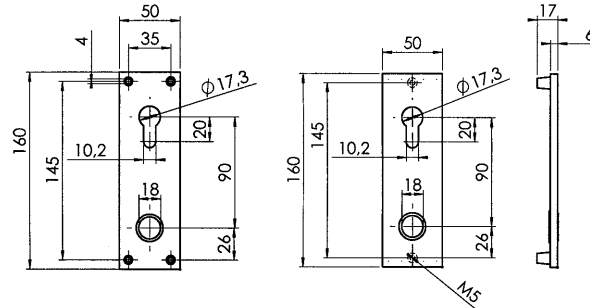


No. 512

Short plate for profile cylinder

silver-coloured (F1), 18 mm guide.
 16048 Mounting from outside
 16162 Mounting from inside

Order no.	Mounting, outside	Mounting, inside	Weight [g]
16048	●	-	60
16162	-	●	80

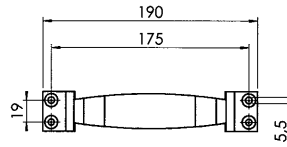


No. 501

Handle

Silver-coloured (F1).

Order no.	Dimension [mm]	Weight [g]
15958	190	120

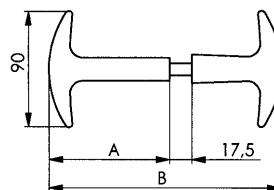



No. 515

T-handle

Silver-coloured (F1), with 9 mm spindle.
 16121 Olive handle, single, female

Order no.	Handle set	Handle, single, female	A	B	Door thickness [mm]	Weight [g]
16089	●	-	70	135	30	200
16097	●	-	95	160	30-45	220
16105	●	-	115	180	45-75	240
16121	-	●	-	-	-	70



Subject to technical alterations.

No. 525

Flat rod

steel, bare-metal.

Order no.	Dimension	Weight [g]
	[mm]	
16196	1250 x 20 x 8	1600

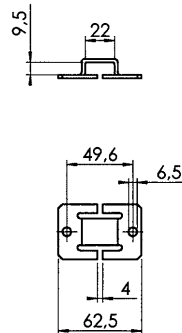



No. 521

Rod guide

Zinc-plated steel. Guide bearing for flat rods.

Order no.	fits	Weight [g]
	16154	

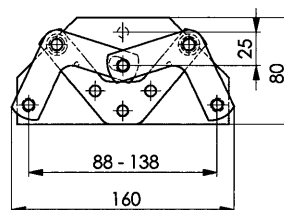


No. 560/561

Angle drive

Steel, zinc-plated.
16691 with spacer plate
124776 without spacer plate

Order no.	Spacer plate	Weight [g]
	16691	
124776	-	315



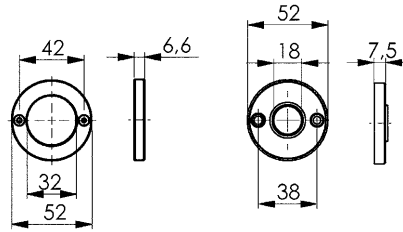

No. 513

Rose for round cylinder

Silver-coloured (F1).

Order no.	For round cylinders	For Olive	Weight [g]
16493	●*	-	11
16444	-	●	13

* Ex stock subject to being unsold.



No. 536

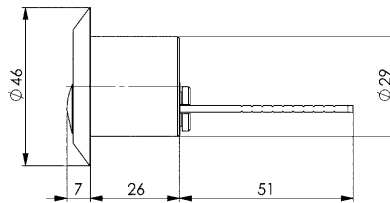
Z Ikon round cylinder

brass, matt-nickel-plated.

Supplied as standard:

- 1 outer cylinder
- 3 keys
- 1 thrust washer
- 1 screw-on plate
- 2 screws M5 x 30

Order no.	suitable for lock No.	Door thickness [mm]	Weight [g]
16451	550	30 - 55	220



No. 537

Cylinder sleeve

nickel-plated brass. For round cylinder no. 536.

Order no.	Description	Weight [g]
16469	0 - 30 mm	30
16477	30 - 45 mm	40
16485	45 - 75 mm	55



Subject to technical alterations.

AMF - Keys are of malleable iron, fine nickel plating, with neatly-milled bits. The illustrated profiles are seen from the ring, and represent the keyhole. When ordering, please always specify the article number and profile number.

Comparison table for locks / keys

Lock case no.: Key no.:	140 50, 53	140S 50, 53	141 50, 53
Case lock no.: Key no.:	2 58	21 58	49 58


No. 51

Bit-key adapter set

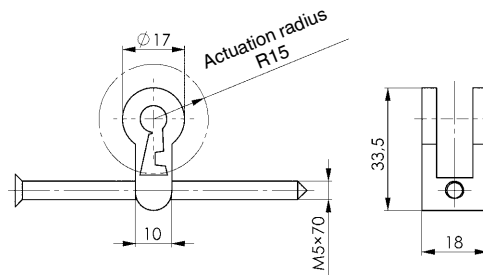
For all case locks and tube-frame locks pierced for profile cylinder.

Scope of supply:

- 1 bit-key insert (die-cast zinc)
- 1 fore-end bolt
- 2 keys no. 50



Order no.	Profile no.	Weight [g]
315366	1	65
319079	2	65
319095	3	65
319111	4	65
319129	5	65
319145	6	65
319160	7	65
319186	8	65
319202	9	65
319228	10	65



No. 52

Bit-key adapter set

For all case locks and tube-frame locks pierced for profile cylinder.

Scope of supply:

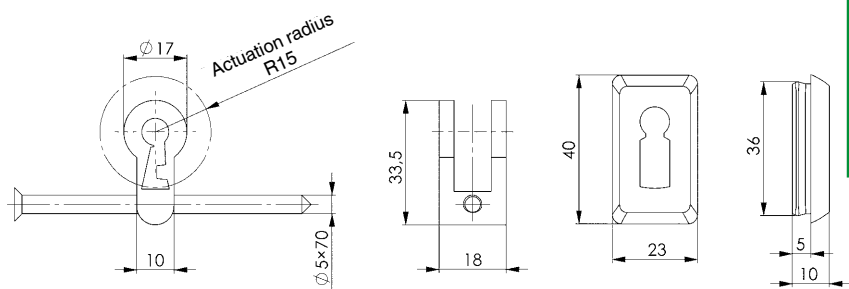
- 1 bit-key insert (die-cast zinc)
- 1 fore-end bolt
- 2 keys no. 50
- 1 pair bit-key roses, plastic, black (No. 493)



Order no.	Profile no.	Weight [g]
315382	1	73
319244	2	73
319269	3	73
319285	4	73
319301	5	73
319327	6	73
319343	7	73
319368	8	73
319384	9	73
319400	10	73

Note:

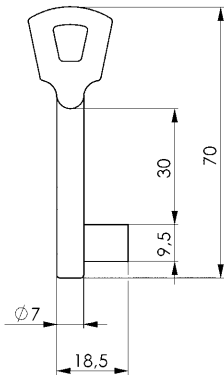
Fits all cased locks and locks for tubular frames with profile-cylinder piercing. Example of order for a particular key profile: No. 51-... or 52-... (key profile no. 1-10 of article no. 50).



Subject to technical alterations.

No. 50

Bit-key
short shaft.



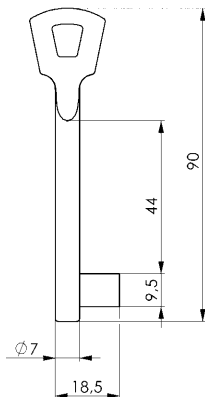
Order no.	Profile no.	Weight [g]
315325	1	19
319061	2	19
319087	3	19
319103	4	19
318774	5	19
318790	6	19
318816	7	19
318832	8	19
318857	9	19
318873	10	19

No. 50: standard bit key for articles 51 and 52.
Minimum order quantity = 5 units per key profile



No. 53

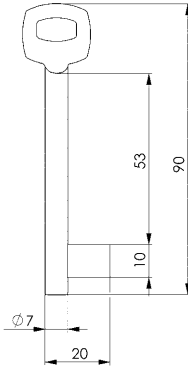
Bit-key
long shaft.



Order no.	Profile no.	Weight [g]
315341	1	27
318899	2	27
318915	3	27
318931	4	27
318956	5	27
318972	6	27
318998	7	27
319012	8	27
319038	9	27
319053	10	27


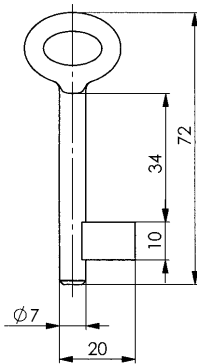
No. 53: alternative longer shank for articles 51 and 52.
Minimum order quantity = 5 units per key profile



No. 58
Bit-key
 long shaft.


Order no.	Profile no.	Weight [g]
315184	1	28
315317	2	28
315333	3	28
315358	4	28
315374	5	28
315390	6	28
315416	9	28
315432	10	28
315457	11	28
315473	12	28
315499	13	28
315515	14	28
315523	15	28
315549	16	28

Minimum order quantity = 5 units per key profile

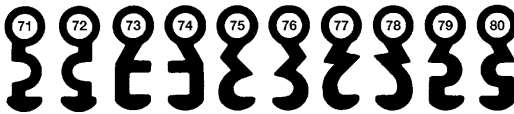



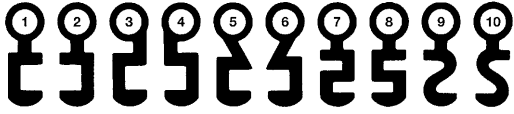

No. 66
Bit-key
 short shaft.


Order no.	Profile no.	Weight [g]
316463	1	22
316448	2	22
315226	3	22
316489	4	22
316505	5	22
316521	6	22
316547	7	22
316562	8	22
316588	9	22
316257	10	22
316273	11	22
316299	12	22
316315	13	22
316331	14	22
316356	15	22
316372	16	22
316398	17	22
316414	18	22
316430	19	22
316455	20	22
316471	21	22
316497	22	22
316513	23	22
316539	24	22
316554	25	22
316570	26	22
316596	27	22
316604	28	22
316620	29	22
316646	30	22
316661	31	22
316687	32	22
316703	33	22
316729	34	22
316745	35	22
316760	36	22
316786	37	22
316802	38	22
316828	39	22
316844	40	22
316869	41	22
316885	42	22

Subject to technical alterations.

No. 66
Bit-key

short shaft.



Order no.	Profile no.	Weight [g]
316901	43	22
316927	44	22
316943	45	22
316612	46	22
316638	47	22
316653	48	22
316679	49	22
316695	50	22
316711	51	22
316737	52	22
316752	53	22
316778	54	22
316794	55	22
316810	56	22
316836	57	22
316851	58	22
316877	59	22
316893	60	22
316919	61	22
316935	62	22
316950	63	22
316968	64	22
316984	65	22
317008	66	22
317024	67	22
317040	68	22
317065	69	22
317081	70	22
317107	71	22
317123	72	22
317149	73	22
317164	74	22
317180	75	22
317206	76	22
317222	77	22
317248	78	22
317263	79	22
317289	80	22

Minimum order quantity = 5 units per key profile

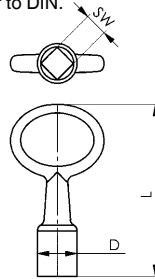
DIN 7417
Square socket key

Die-cast zinc.



Order no.	SW	D	L	Weight [g]
56002	6	11	55	18
56010	7	13	52	20
56028	8	14	58	24
56044	10	18*	68	40

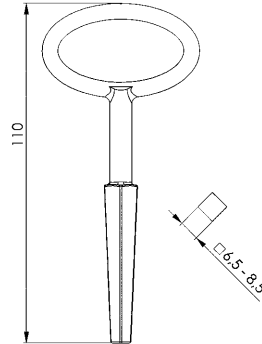
* similar to DIN.


No. 82G
Double window key

malleable iron, nickel-plated.



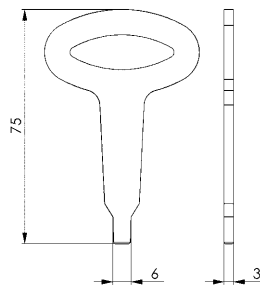
Order no.	Square [mm]	Length [mm]	Weight [g]
18887	6,5 - 8,5	110	65


No. 82F
Window key

flat, zinc-plated.



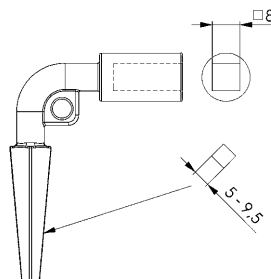
Order no.	Square [mm]	Length [mm]	Weight [g]
18978	3 x 6	75	30


No. 84
Architect's key

Die-cast zinc, zinc-plated.



Order no.	Square [mm]	Length [mm]	Weight [g]
18986	5 - 9,5	70	60



Subject to technical alterations.

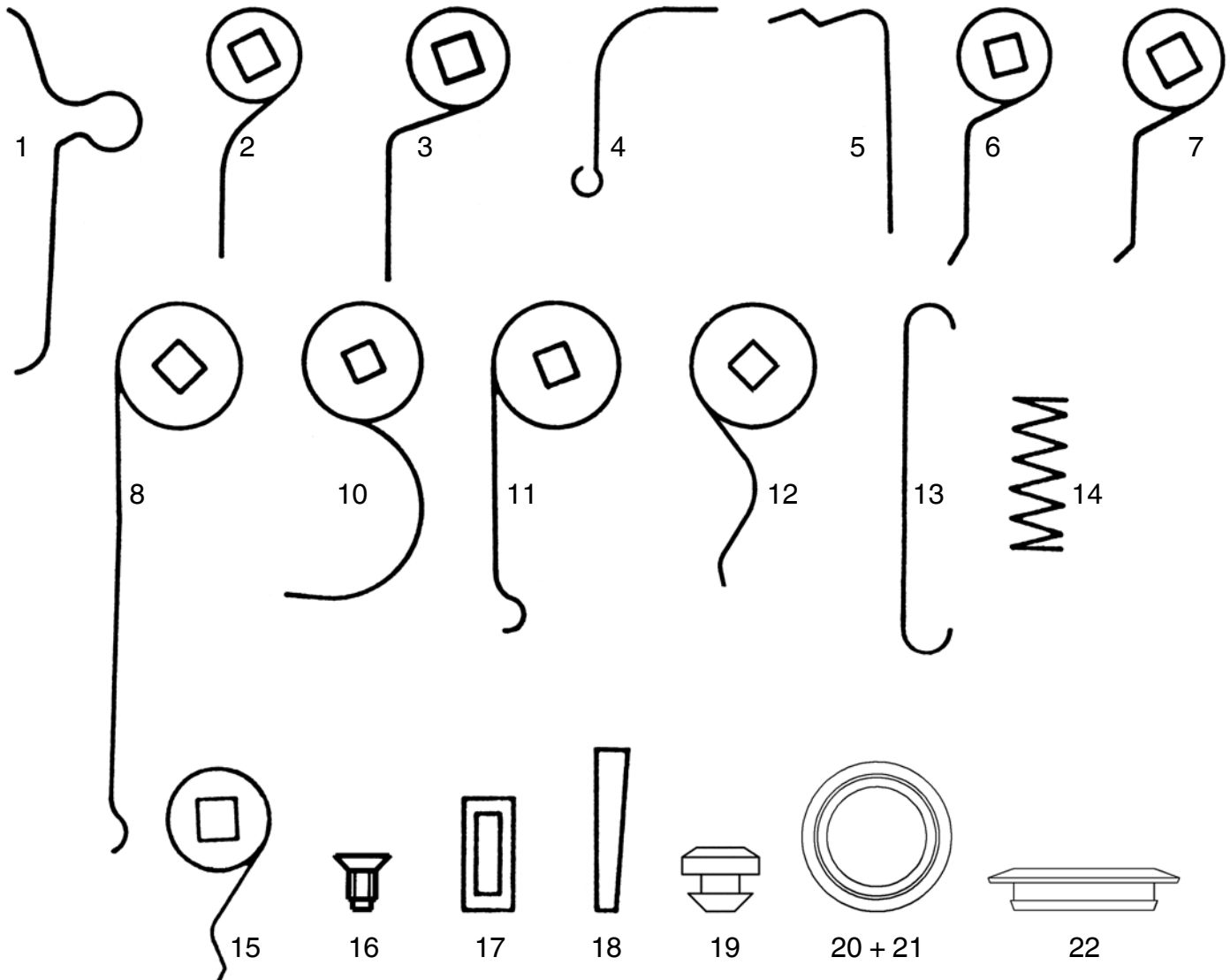
Accessories

Lock springs, connection parts, lever pins, screws

The table lists the various small parts used in our present and previous lock ranges. When ordering, please use the order number only.

- 1 release spring for garage door lock no. 550, 551, 553, 554, 556, 557
- 2 retaining spring for wrought-iron gates and cased locks no. 2, 21, 100, 104, 107
- 3 spring-bolt and retaining spring for lock no. 142U, 143U
- 4 retaining spring for lock no. 143U
- 5 spring-bolt head spring for lock no. 143U
- 6 spring-bolt spring for wrought-iron gates and case lock no. 2, 21, 107
- 7 spring-bolt spring for previous: mortise lock no. 159, 163, 204, 205
- 8 chain spring for lock no. 142U
- 10 follower lock for wrought-iron gate lock no. 107
- 11 chain lock for cased lock no. 2, 21
- 12 follower spring for lock no. 143U
- 13 catch spring for garage door lock no. 550, 551, 552, 553, 554, 556, 557, 558, 559
- 14 compression spring for garage door lock no. 553, 556, 557, 559
- 15 spring-bolt spring for lock no. 143U
- 16 countersunk screw
- 17 link
- 18 handle pin for T-handle no. 515
- 19 rubber buffer for striking boxes for sliding bolts no. 144ET, 144ETNIG, 145G, 146, 147, 147B
- 20 polyamide guide 16 mm for fittings from light-alloy and stainless steel
- 21 polyamide guide 18 mm for fittings from light-alloy and stainless steel
- 22 end plug for lock no. 140

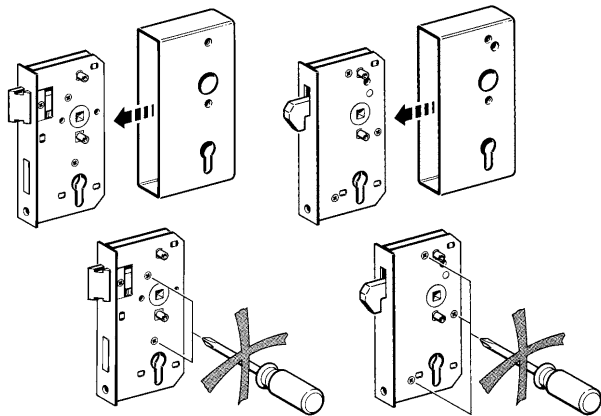
Order no.	Fig. No.	Square [mm]	Width [mm]
124008	1	-	4
125823	2	5	4
136838	3	6	-
143248	4	-	7
147546	5	-	6
125575	6	5	8
125740	7	6	4
136812	8	6	8
125633	10	5	6
125872	11	5	7
136861	12	6	7
125948	13	-	4
125955	14	7,6x15,5	-
146159	15	6	4
159939	16	M4 x 8	-
126250	17	-	-
15941	19	-	-
155994	20	-	-
156018	21	-	-
16311	22	-	-



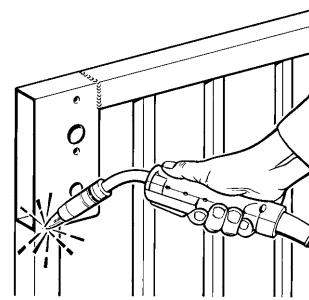
Subject to technical alterations.

Lock case installation:


Preparation: Remove lock from lock case.



Weld in.




Surface protection: galvanize, paint.



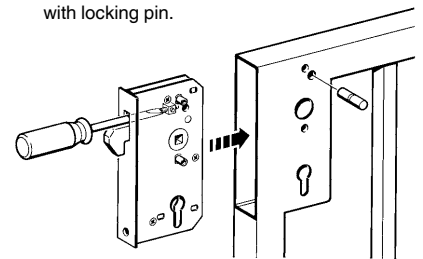
The lock is greased ready for mounting. **Please do not open!**

Mounting the lock:

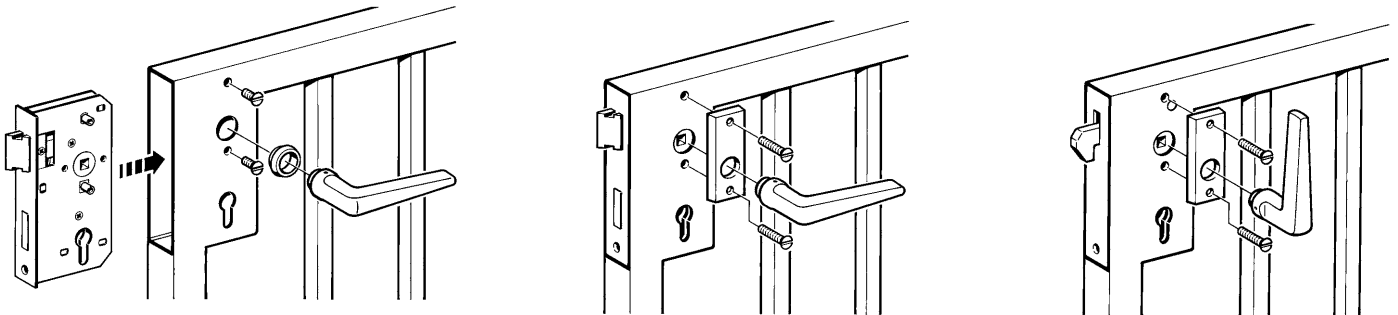
Set spring bolt to desired closing side.



Fix lock in case with locking pin.

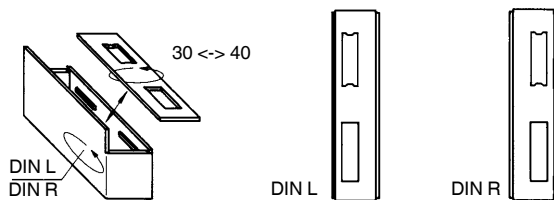


Installing the lock and fittings in a single step:

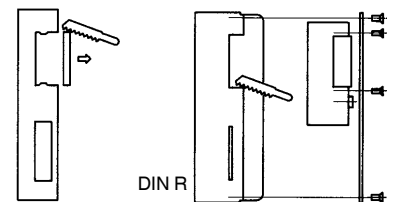


Mounting the lock:

The closing direction is determined by the position of the striking plate.

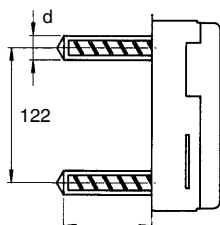


Preparation for mounting the door opener:



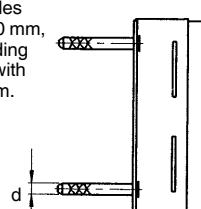
No. 147 for installation by drilling

- with injection system, e.g. HIT, HILTI, FIPS or FISCHER; hole \varnothing 16 x 80, precise spacing, axes aligned!
- with joining mortar, holes \varnothing 22 x 80 or larger as desired.



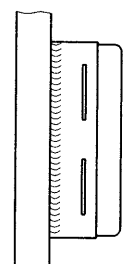
No. 147A for fastening with wall plugs:

- drill 4 plug holes
- wall plug \varnothing 10 mm, length according to substrate with screw \varnothing 6 mm.



No. 147B for welding on:

- weld on striking box
- galvanize completely



Subject to technical alterations.

... BY ITEM NO.

Article no.	Page	Article no.	Page	Article no.	Page	Article no.	Page	Article no.	Page
Accessories	100	No. 142RD	38	No. 149TM	74	No. 448	34	No. 497DZ	59
DIN 7417	99	No. 142S	40	No. 149TRA	75	No. 450/447	69	No. 497Z	59
No. 100	89	No. 142SD	41	No. 149TS	75	No. 451	63	No. 498	59
No. 104	82	No. 142SNIG	18	No. 149TV	75	No. 452	63	No. 50	96
No. 107	82	No. 142U	22	No. 15	86	No. 453Z	64	No. 501	92
No. 107G-25	44	No. 142U-FF30	66	No. 15-***	86	No. 454	64	No. 51	67, 95
No. 140CNIG	11	No. 142U-F35	66	No. 150N	76	No. 455	64	No. 512	92
No. 140CNIG-A42	73	No. 142UM-F30	66	No. 151C	49	No. 456Z	64	No. 513	94
No. 140D	26	No. 142UNIG	13, 23	No. 151NI	49	No. 457	68	No. 515	92
No. 140DD	25	No. 143U	21	No. 15-11	86	No. 457D	66	No. 52	67, 95
No. 140DK	25, 26, 38	No. 143UNIG	16	No. 2	83	No. 457NI	68	No. 521	93
No. 140ENIG-A42	73	No. 144CNIG	11	No. 2 ZW-26	84	No. 460G	63	No. 525	93
No. 140IG	14	No. 144ET	46	No. 21	83	No. 465	56	No. 53	96
No. 140K	22, 23	No. 144ETNIG	15	No. 3412	79	No. 466	56	No. 536	94
No. 140KNIG	13	No. 144GS	45	No. 401Z	84	No. 471	61	No. 537	94
No. 140P	32	No. 145	43	No. 402	85	No. 472Z	61	No. 54	70
No. 140PGN	33	No. 145A	43	No. 403	85	No. 473	62	No. 54P	70
No. 140PS	35	No. 145G	44	No. 405-406	65	No. 474Z	62	No. 54T	70
No. 140R	39	No. 145W	43	No. 407	65	No. 475	56	No. 55D	66
No. 140RD	38	No. 146E	24	No. 408	65	No. 476	57	No. 550, 551, 552, 554, 558	91
No. 140S	40	No. 146ENIG	12	No. 416	89	No. 477L	57	No. 560/561	93
No. 140SD	41	No. 146ET	46	No. 417GR	63	No. 477W	58	No. 58	97
No. 140SDK	41	No. 146GS	45	No. 418	56	No. 478L	58	No. 66	97, 98
No. 140SK	40	No. 147	47	No. 419	55	No. 479	60	No. 82F	99
No. 140SKNIG	18	No. 147A	47	No. 420	54	No. 480	60	No. 82G	99
No. 140SNIG	18	No. 147B	47	No. 421Z	54	No. 481	68	No. 8331	81
No. 140U	22	No. 147BNIG	17	No. 424	55	No. 481NI	68	No. 8331S	81
No. 140UM	23	No. 147I	14	No. 425	55	No. 483	62	No. 84	99
No. 140UMH	29	No. 147NI	17, 50	No. 426	54	No. 483L	58	No. 8405	80
No. 140UMV	28	No. 147NIPS	36	No. 426M	67	No. 483Z	62	No. 8410	79
No. 140UNIG	13	No. 147RNI	39	No. 427Z	54	No. 484L	58	No. 8420D	80
No. 140V	27	No. 147S	42	No. 430	55	No. 484W	59		
No. 141E	24	No. 147SNIG	19	No. 4308	81	No. 485	60		
No. 141ENIG	12	No. 147SNIG-XX-06	19, 42	No. 431	53	No. 486Z	61		
No. 141K	21	No. 147V	50	No. 432	53	No. 49	88		
No. 141KNIG	16	No. 148	48	No. 433	53	No. 49SB	88		
No. 141U	21	No. 149ANI	73	No. 434	53	No. 49ZNI	19		
No. 141UNIG	16	No. 149B	72	No. 435	55	No. 490GN	65		
No. 142D	26	No. 149BNI	72	No. 436	52	No. 491N	34		
No. 142DD	25	No. 149ST	76	No. 437	52	No. 492N	34		
No. 142I	14	No. 149STD	77	No. 438	52	No. 493	69		
No. 142P	32	No. 149STP	77	No. 439	52	No. 494	68		
No. 142PGN	33	No. 149T	73	No. 440	89	No. 495	60		
No. 142PS	36	No. 149TD	74	No. 445	69	No. 495Z	61		
No. 142R	39	No. 149TL	74	No. 446	69	No. 496	57		

... BY ORDER NO.

Order no.	Page	Order no.	Page	Order no.	Page	Order no.	Page	Order no.	Page
10140	83	10736	21	11320	88	11593	15	12864	39
10157	83	10744	21	11338	88	11601	76	12880	39
10249	84	10751	21	11346	88	11619	77	12906	39
10264	84	10769	69	11353	88	11627	77	12914	19
10330	46	10777	69	11361	88	12005	89	12922	39
10363	86	10785	69	11395	56	12013	89	13334	33
10371	86	10793	73	11403	73	12047	89	13359	33
10389	86	10926	83	11411	57	12054	89	13375	33
10405	27	10934	83	11429	73	12179	82	13391	33
10454	12	10967	15	11437	55	12195	82	13417	33
10462	12	10975	15	11445	73	122291	66	13433	33
10470	23	11056	66	11452	74	124008	100	13458	33
10496	23	11064	49	11460	74	12435	82	13474	33
10587	13	11072	67	11478	74	12450	82	13540	28
10603	13	11080	66	11486	74	124776	93	13631	18
10611	69	11130	26	11494	74	12526	44	13649	18
10629	21	11163	26	11502	74	12542	44	13656	18
10637	21	11171	13	11510	75	125575	100	13664	18
10645	21	11197	25, 26, 38	11528	75	125633	100	13672	18
10652	54	11262	88	11536	75	125740	100	13680	18
10660	54	11270	88	11544	75	125823	100	136812	100
10678	54	11288	55	11551	76	125872	100	136838	100
10686	54	11296	88	11569	70	125948	100	136861	100
10710	69	11304	55	11577	70	125955	100	13706	21
10728	69	11312	19	11585	70	126250	100	13714	21

Subject to technical alterations.

... BY ORDER NO.

Order no.	Page	Order no.	Page	Order no.	Page	Order no.	Page	Order no.	Page
13722	22, 23	14761	46	15792	69	17145	55	316513	97
13730	22, 23	14787	46	15800	60	17152	52	316521	97
13748	22, 23	14829	43	15818	68	17160	55	316539	97
13755	22, 23	14845	43	15826	57	17178	53	316547	97
13763	22, 23	14852	47	15842	60	17186	52	316554	97
13771	22, 23	14878	47	15859	59	17194	52	316562	97
13789	40	14894	47	15867	59	17202	53	316570	97
13797	40	14902	47	15875	68	17228	52	316588	97
13805	40	14910	48	15909	64	17236	81	316596	97
13813	40	14928	48	15917	64	17244	53	316604	97
13821	40	14936	48	15941	100	17251	53	316612	97
13839	40	14944	48	15958	92	17269	52	316620	97
13847	40	14969	48	159939	100	17277	52	316638	97
13946	40	14977	47	16006	24	17285	53	316646	97
13961	40	14985	48	16022	59	17293	81	316653	97
13987	40	15040	69	16030	24	17301	81	316661	97
13995	40	15057	54	16048	92	17319	81	316679	97
14050	13	15065	69	16089	92	17368	16	316687	97
14076	40	15073	54	16097	92	17384	16	316695	97
14084	40	15081	69	16105	92	17392	16	316703	97
14134	42	150862	66	16113	68	17517	65	316711	97
14142	42	15099	54	16121	92	17525	65	316729	97
14159	13	15107	69	16139	68	17533	65	316737	97
14167	22	15115	54	16154	93	17541	65	316745	97
14183	22	15149	69	16162	92	178608	68	316752	97
14191	40	15156	89	16170	61	178640	68	316760	97
14209	16	15164	69	16188	85	178657	68	316778	97
14217	40	15198	89	16196	93	17921	45	316786	97
14225	22	15263	63	16204	85	17939	45	316794	97
14233	40	15271	63	16212	41	17947	45	316802	97
14241	21	15297	64	16220	41	17954	45	316810	97
14258	40	15305	63	16238	41	18515	17	316828	97
14266	22	15313	55	16246	58	18598	19	316836	97
14274	40	15347	56	16253	62	18630	47	316844	97
14282	22	15362	64	16261	62	18655	47	316851	97
14290	21	15370	64	16279	58	18887	99	316869	97
14308	22	15388	56	16287	59	18978	99	316877	97
14316	22	15404	64	16295	59	18986	99	316885	97
14324	22	15412	64	16311	100	315184	97	316893	97
143248	100	15420	56	16329	43	315226	97	316901	97
14332	13, 23	154302	68	16345	91	315317	97	316919	97
14340	22	15438	56	16360	43	315325	96	316927	97
14357	13, 23	15446	66	16378	80	315333	97	316935	97
14365	22	15453	56	16386	68	315341	96	316943	97
14373	22	15461	56	16394	66	315358	97	316950	97
14381	22	15479	63	16402	68	315366	67, 95	316968	97
14399	22	154815	19, 42	16428	68	315374	97	316984	97
14407	26	15495	60	16444	94	315382	67, 95	317008	97
14415	32	15503	56	16451	94	315390	97	317024	97
14423	32	15511	57	16469	94	315416	97	317040	97
14431	32	15529	57	16477	94	315432	97	317065	97
14449	32	15537	58	16485	94	315457	97	317081	97
14464	21	15545	60	16493	94	315473	97	317107	97
14472	21	15552	60	16501	91	315499	97	317123	97
14480	32	15560	60	16543	80	315515	97	317149	97
14498	32	15578	60	16550	91	315523	97	317164	97
14506	32	15586	61	16568	91	315549	97	317180	97
14514	32	15594	61	16584	66	316257	97	317206	97
14530	11	155994	100	16618	66	316273	97	317222	97
14555	73	156018	100	16634	66	316299	97	317248	97
14563	73	15602	62	16667	66	316315	97	317263	97
14571	11	15628	62	16675	91	316331	97	317289	97
14597	17	15644	55	16691	93	316356	97	318774	96
14605	13	15651	55	16733	22, 23	316372	97	318790	96
146159	100	15669	58	16741	52	316398	97	318816	96
14621	16	15677	68	16758	22	316414	97	318832	96
14639	13	15685	68	16766	53	316430	97	318857	96
14654	16	15693	62	16774	22	316448	97	318873	96
14662	25, 26, 38	15701	61	16782	52	316455	97	318899	96
14670	26	15727	57	16790	40	316463	97	318915	96
14704	46	15735	61	16808	53	316471	97	318931	96
14738	46	15743	60	16816	40	316489	97	318956	96
14746	46	15768	60	16832	40	316497	97	318972	96
147546	100	15784	68	17012	53	316505	97	318988	96

Subject to technical alterations.

... BY ORDER NO.

Order no.	Page	Order no.	Page	Order no.	Page	Order no.	Page
319012	96	524330	43	555071	35	564153	14
319038	96	524397	43	555073	35	564154	14
319053	96	551662	75	555077	35	564155	14
319061	96	551663	75	555078	36	564156	14
319079	67, 95	551708	45	555079	36	564157	14
319087	96	553118	72	555080	36	564158	80
319095	67, 95	553119	72	555081	36	564159	80
319103	96	553120	34	555224	65	564160	80
319111	67, 95	553121	34	557052	75	564161	80
319129	67, 95	553125	19, 42	557053	39	564162	80
319137	86	553126	17, 50	557054	39	564163	80
319145	67, 95	553127	50	557055	29	564164	80
319152	86	553128	17, 50	557056	25	564165	79
319160	67, 95	553129	50	557057	25	564166	79
319178	86	553130	50	557058	25	564167	79
319186	67, 95	553131	50	557060	25	564168	79
319194	86	553132	50	557063	38	564169	79
319202	67, 95	553133	50	557066	38	564170	79
319228	67, 95	553134	50	557070	38	564171	79
319244	67, 95	553135	50	557072	38	564172	79
319269	67, 95	553438	50	559892	73	564173	79
319285	67, 95	554189	49	559894	73	564174	79
319301	67, 95	554190	84	559895	73	564175	79
319327	67, 95	554191	84	56002	99	564176	79
319343	67, 95	555043	36	56010	99	564438	66
319368	67, 95	555044	36	56028	99		
319384	67, 95	555069	34	56044	99		
319400	67, 95	555070	35	564152	14		

... IN ALPHABETICAL ORDER

Description	Page
A	
Angle drive	93
Anti-panic lock, zinc-plated	32, 33
Architect's key	99
B	
Bit-key	86, 96, 97, 98
Bit-key adapter set	67, 95
Bit-key rose pair	69
C	
Cylinder rose	65
Cylinder rose set	34
Cylinder sleeve	94
D	
Door closer	76
Door hinge, adjustable	75
Door hinge for round tubular profile	75
Door hinge, long	74
Door hinge, screw-on	75
Door hinge, short	73
Door hinge with dowel plate	74
Door hinge with wall case	74
Door hinges, V2A	73
Door knob bore set, cranked	58
Door knob bore set, straight	57
Door knob, cranked	52, 53, 55, 60, 61, 62, 64, 65
Door knob pair, straight	57
Door knob pair, with opening resistance	65
Door knob, pivoting	58, 59
Door knob, straight	52, 53, 55, 60, 61, 63, 64
Double window key	99
E	
Electric door-opener	48
Electronic closing cylinder	70
Espagnolette, Convenient	49
Espagnolette, rail-guided	49
F	
Flat rod	93
Furniture pair, cranked	85
Furniture pair, straight	85
Furniture set for anti-panic lock	34
G	
Garage-door locks for up-and-over and leaf doors	91

Description	Page
H	
Handle	92
Handle plate	54, 59, 60
Heavy rim lock, inward opening	83, 84
Heavy rim lock, outward opening	83
Heavy tube-frame catch-deadlock	80
Heavy tube-frame catch-deadlock for two profile cylinders	80
Heavy tube-frame deadlock	79
Heavy tube-frame latch	79
L	
Latch head, plastic	66
Lever handles	55, 64
Lever handles bore set, cranked	58
Lever handles bore set, straight	58
Lever handles, cranked	56, 65
Lever handles, L-shaped	55
Lever handles, straight	56, 63
Lever handles, U-shaped	55, 56
Lever handles, U-shaped, cranked	57
Lever pair, dovetail-shaped	63
Lever rose (pair)	68
Lever rose (set)	68
Lever set for anti-panic lock	34
Lever spindle, grooved	68
Lever spindle, grooved, V2A	68
Lift off hinge	72
Lock case, bare-metal	21, 22, 23, 24, 32, 33
Lock case, empty	21, 22, 23
Lock case, empty, V2A	16
Lock case, empty, V2A, polished	13
Lock case for downward locking, bare-metal	27
Lock case for horizontal multipoint locking, bare metal	29
Lock case for triangular and profile cylinders, bare-metal	25
Lock case for two profile cylinders, bare-metal	26
Lock case for two profile cylinders, empty	25, 26, 38
Lock case for vertical multipoint locking, bare metal	28
Lock case, V2A	11, 12, 14, 16
Lock case, V2A, polished	13
Lock case with roller latch rim deadlock, bare metal	39
Lock case with roller latch rim deadlock for triangular and profile cylinders, bare-metal	38
Lock casing, bare-metal	44, 47

Subject to technical alterations.

These Terms of Payment apply for companies, legal entities governed by public law and public law special funds. Our goods and services are supplied exclusively on the basis of the following conditions. Any deviating purchasing conditions of the customer not expressly recognised by us will not become part of the contract through acceptance of the order. By placing the order and accepting the goods we deliver, the customer confirms its consent to our terms and conditions.

1. Offer and contractual conclusion

All our offers are always subject to change without notice unless otherwise explicitly agreed. Our delivery contracts are based on the latest version of our catalogue. Dimension and weight values, as well as illustrations, drawings and data, are non-binding and can be changed by us at any time. Therefore, deviations cannot be ruled out and do not justify any compensation claims against us.

Orders are considered accepted only when confirmed by us in writing. If, for organisational reasons, the customer does not receive a separate confirmation upon the delivery of goods, the invoice shall also be deemed the order confirmation.

2. Prices

The prices are in EURO, ex-works, excluding VAT, packing, freight, postage and insurance. Unless otherwise agreed, our list prices valid on the day of delivery shall apply. For orders below 50 EUR goods net, we must make a minimum quantity surcharge of a 10 EURO for cost reasons.

3. Tool costs

Unless any other agreements have been reached, the tools fabricated for the purpose of executing the order shall remain our property in all cases, even if we have invoiced a tool cost component separately.

4. Payment

Unless otherwise stated on the invoice, the purchase price falls due for net payment within 30 days of the invoice date (without deduction of discount). Invoice amounts of below 50 EURO are due for payment immediately.

In case of payment default, we shall be entitled to charge default interest. The amount corresponds to our interest rate for current account credits at our main bank; the minimum however being 8 percentage points above the relevant base interest rate applied by the European Central Bank. Moreover, in case of default following written notice to the customer, we shall be entitled to cease to fulfil our obligations until payments are received.

5. No set-off

The customer can set-off only with legally confirmed or undisputed counterclaims.

6. Right of withdrawal in case of delayed acceptance or payment and insolvency

If the customer fails to accept the goods in due time, we shall be entitled to set a reasonable period of grace, after which we can dispose of the goods elsewhere and supply the customer on a reasonably longer term. Our rights to withdraw from the contract under the provisions of Section 326 BGB and demand damages for non-performance shall not be affected. If the customer fails to pay for the goods once payment is due, we shall be entitled, at the end of a reasonable period of grace we have set, to withdraw from the contract and demand the return of any goods already supplied. Section 323 BGB remains unaffected in all other cases.

If the customer applies for the opening of insolvency proceedings, we shall be entitled, prior to the ordering of security measures by the insolvency court, to withdraw from the contract and demand the immediate return of the goods.

7. Customer-specific fabrications/project fabrications (custom fabrications)

Customer-specific fabrications require binding information on design, quantity etc. in written form at the time of ordering. For manufacturing reasons, we reserve the right to supply up to 10% above or below the order quantity. Technical modifications or cancellations are subject to any costs incurred. The return of customer-specific fabrications is impossible.

8. Delivery and packaging, transfer of risk

The delivery date is non-binding; although stated to the best of our knowledge. It is subject to us receiving correct, defect-free and complete deliveries. The stated delivery dates relate to completion in the factory, starting on the day the order is accepted by us. Delivery is EXW (ex-works) in accordance with Incoterms 2010. Therefore, the costs are borne by the customer. The risk is transferred to the customer when the goods are passed to the person, company or facility nominated to execute the shipment. This applies also for partial deliveries, or if we have assumed responsibility for delivery and installation. The risk shall be transferred to the customer even in the case of delayed acceptance.

In the absence of specific shipping instructions, we shall proceed as we deem fit and without any obligation to the cheapest or most expedient method. The customer agrees that the order can also be delivered in parts, insofar as this is reasonable for the customer. We shall charge a 5 EURO processing free for shipping to third parties that we supply on behalf of the customer.

The packaging complies with the packaging ordinance. Disposable packaging shall be charged at cost price. The packaging cannot be taken back.

9. Performance impediment and/or impossibility

If we are hindered in the fulfilment of our obligation due to the onset of unforeseeable circumstances, which we are unable to avoid despite reasonable effort in relation to the nature of the circumstances (e.g. operational interruption, delay in the delivery of important raw materials, defects in the delivery), the delivery time shall be extended by a reasonable period, insofar as the supply of goods or services is not rendered unreasonably difficult or impossible.

If we have to accept that these circumstances are not only temporary, we shall be entitled to withdraw from the contract either in whole or in part.

If the supply of goods or services becomes impossible, the customer shall not be obliged to furnish its own contractual service. Section 275 BGB applies mutatis mutandis. If, however, the customer is solely or predominantly responsible for the

circumstances that led to impossibility, it shall remain under an obligation to render the return service. The same applies if this circumstance occurs at a time when the customer is behind schedule with acceptance.

10. Samples/returns

Samples shall be provided only against payment. If samples or models are provided, a credit note shall be issued with the subsequent order if the order value is 125 EURO net or more. Goods can be returned only by agreement, although custom fabrications are excluded from such return.

In the case of returns for which we are not responsible (e.g. incorrect order), we shall charge a processing fee of 10%, the minimum value, however, being 7.50 EURO.

11. Retention of title

The goods shall remain our property unless full payment of all claims and/or until the cheques provided for this purpose are honoured. The itemisation of claims in an ongoing invoice, as well as balancing the account and the recognition thereof does not affect the retention of title. The customer is entitled to sell on the retained goods during the ordinary course of business. However, the customer is not permitted to pledge the goods or transfer them by way of security. It shall assign its claim ensuing from the selling on of the retained goods to us in advance. The customer shall be entitled to collect the claim to the extent that it has fulfilled its obligations towards us. At our request, the customer shall be obliged to state third-party debtors and we shall be entitled to report this and the assignment.

12. Property rights

We reserve property rights and copyrights to all contractual documents such as drafts, drawings, calculations and cost estimates. Such documents must not be reproduced or disclosed to third parties without our consent. Any rights to patents, utility models etc. reside solely with us, insofar as such patents have not yet been filed. Our products are allowed to be replicated only with our written consent.

If objects are fabricated according to drawings or samples, the customer shall warrant that any third party property rights are not infringed by manufacture or delivery. If a third party forbids manufacture and delivery on account of property rights, we shall be entitled to stop manufacture and delivery immediately. The customer shall be obliged to reimburse us with all costs incurred and indemnify us from third party compensation claims. Compensation claims by the customer are impossible.

13. Warranty

If the customer agrees with us a particular quality of the goods, we shall base this agreement on our technical delivery specifications. If we have to deliver according to customer drawings, specifications, samples etc., the customer shall assume the risk for suitability for the intended purpose. If, after the contract is concluded, the scope of goods or services is changed at the customer's request and this impairs the quality or suitability of the goods, claims for defects on the part of the customer shall be ruled out, insofar as such impairments are caused by the customer's requests for change. The time at which the risk is transferred is decisive for the contractual state of the goods. Wear and tear of wearing parts caused by ordinary use does not constitute a defect. Claims for defects are ruled out in the following cases in particular: Unsuitable or improper use, incorrect installation and/or commissioning by the customer or third party, normal wear and tear, incorrect or negligent handling - in particular excessive use -, unsuitable equipment, replacement materials, chemical, electrochemical or electrical influences, unless such defects are caused by ourselves.

If the goods contain a defects, we shall provide, following a reasonable period of grace set by the customer, either a replacement or a repair as we deem fit. If such subsequent performance fails, the customer shall be entitled to either reduce the purchase price or withdraw from the contract. Any further warranty claims are ruled out. In case of negligible deviations from the agreed quality, no claims for defects shall be recognised.

The discovery of defects must be communicated to us immediately in writing. In the case of recognisable defects, however, within 10 days of acceptance, in the case of non-recognisable defects immediately after they become evident. The warranty is 12 months, starting with delivery of the goods ex-works.

14. Liability

With the exception of harm to life, body or health on account of a breach of duty by ourselves, our liability shall be limited to intent or gross negligence.

15. Place of fulfilment, place of jurisdiction and governing law

The place of fulfilment for all obligations ensuing from this contractual relationship is D-70734 Fellbach.

The place of jurisdiction for all legal disputes ensuing from the contractual relationship is the court responsible for the headquarters of Andreas Maier GmbH & Co. KG.

All disputes ensuing from the contract or regarding the validity thereof shall be finally decided by a court of arbitration in accordance with the Court of Arbitration Ordinance of the German Committee for Arbitration Court Procedures or the Conciliation and Arbitration Arrangement of the International Chamber of Commerce, recourse to ordinary courts of law being excluded. The legal dunning process, however, remains permissible.

German law shall govern (BGB and HGB). The applicability of the UN Convention on Contracts for the International Sale of Goods (CISG) is ruled out.

16. Severability clause

If individual provisions become legally invalid, the remaining provisions shall not be affected. The legally invalid provision shall be replaced by regulations that most closely reflect the economic purpose of the contract with reasonable consideration for the mutual interests. The publication of these Terms of Sale, Delivery and Payment renders all previous versions invalid. This does not apply for any contracts concluded prior to announcement.

LOCKS FOR GATES AND DOORS **CATALOGUE 2021**

Request additional catalogues from www.amf.de




ZERO-POINT-SYSTEMS



HYDRAULIC CLAMPING SYSTEMS



VACUUM CLAMPING SYSTEMS




MAGNETIC CLAMPING SYSTEMS



WIRELESS SENSING SYSTEMS



TOGGLE CLAMPS



SINGLE AND MULTIPLE CLAMPING SYSTEMS



STANDARD CLAMPING SYSTEMS



MARKING AND CLEANING TOOLS



ANDREAS MAIER GmbH & Co. KG

Waiblinger Straße 116 · D-70734 Fellbach

Phone: +49 711 5766-0

Fax: +49 711 575725

E-mail: amf@amf.de

Web: www.amf.de

Order no. 550069 · € 3,60